

ARU London Online Registration



a.r.u. | London

Congratulations on receiving an unconditional offer to study at ARU London! Now that your place to study with us has been confirmed, it is time to enrol yourself as a student at the university by completing registration on ARU London's Virtual Learning Environment (VLE).

VLE is your portal to all the information you will need during your studies including your timetable, learning resources provided by your lecturers, and information regarding examinations. You will also be able to use VLE to request letters, such as proof of study, and to keep track of your attendance.

If you have any issues, please contact registration@london.aru.ac.uk

Step I: Logging In

Once your personal details have been processed by the relevant university departments, you will be issued with login details for VLE via e-mail.

Follow the link in the e-mail or visit the following address to log in:

<https://arulondon2.org/vle/login.php>

The below tab will be opened: please login with your VLE number (the one starting with 3XXXXX) and password (your date of birth in a digit number DDMMYY)

ARUL Services

To login into VLE please click [here](#).

Username *

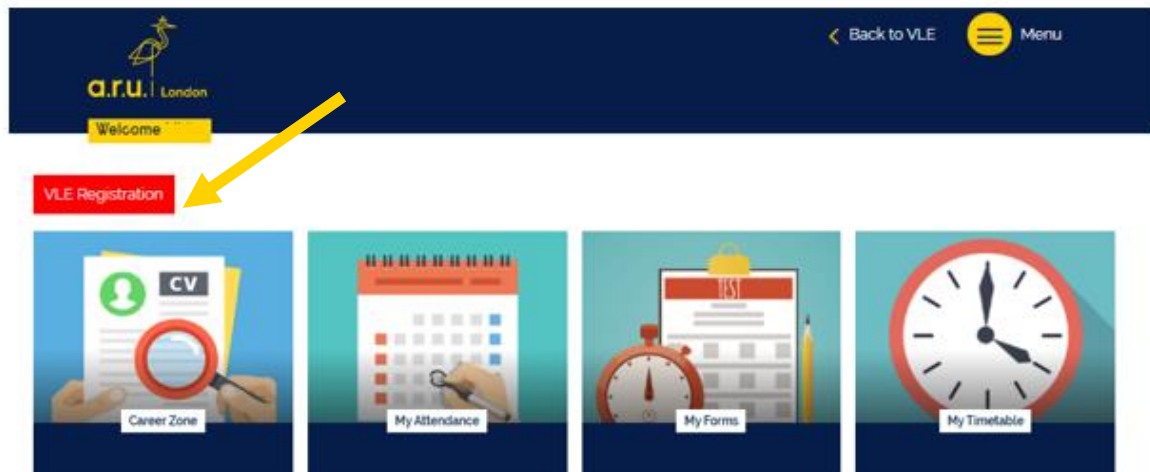
Password *

[Forgot password?](#)

[Sign In](#)

Login with your six digit Student Code e.g. 3XXXXX

Having successfully logged in you will be presented with your home page. Before you can access any of the information available on VLE, however, you will need to complete registration. You can begin this process by clicking on the red box which says **"VLE Registration"**.



Step 2: Student Finance Details

The first information you will be asked to provide is your Student Finance details. In this section, you will need to include either your Student Support Number or your Customer Reference Number.

If you do not know your Student Support Number (SSN) or Customer Reference Number (CRN), please just enter one of the following numbers:

- ABCD12345678X
- 123456789123245

You will then be contacted by our Finance department for the correct details.

Please provide your Customer Reference Number OR Student Support number below. These numbers can be obtained from any correspondence you might have received from Student Finance England.

Student Support Number :

OR

Customer Reference Number :

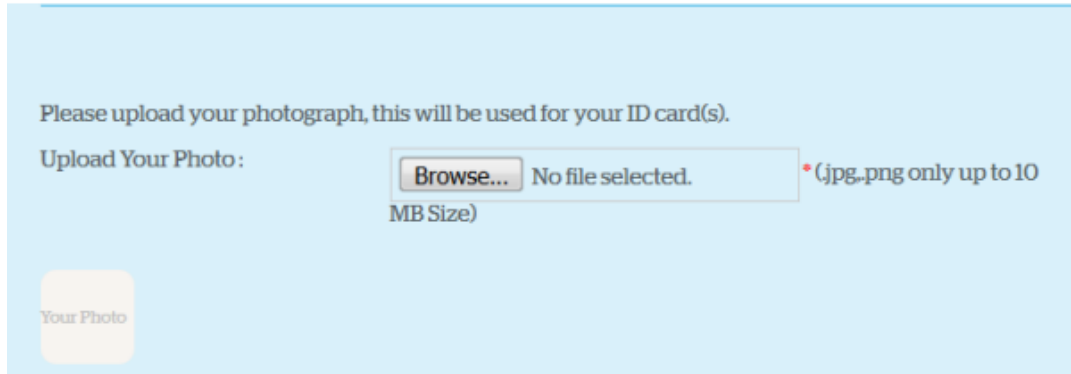
If you have a copy of any documentation from Student Finance that includes the above reference number(s) upload below.

Upload Your Document : No file selected. (jpg, png, pdf only up to 10 MB Size)

You will also be asked to upload a copy of any documentation from Student Finance which includes the number you have provided. Please note, however, that this step is optional.

Step 3: Uploading a photo

The next step will ask you to upload a photograph of yourself for your ARU London account. This is the photo that will appear on your ARU London ID card so it must be a clear photograph of your face, like a passport photo. Feel free to show us your best smile!



Please upload your photograph, this will be used for your ID card(s).

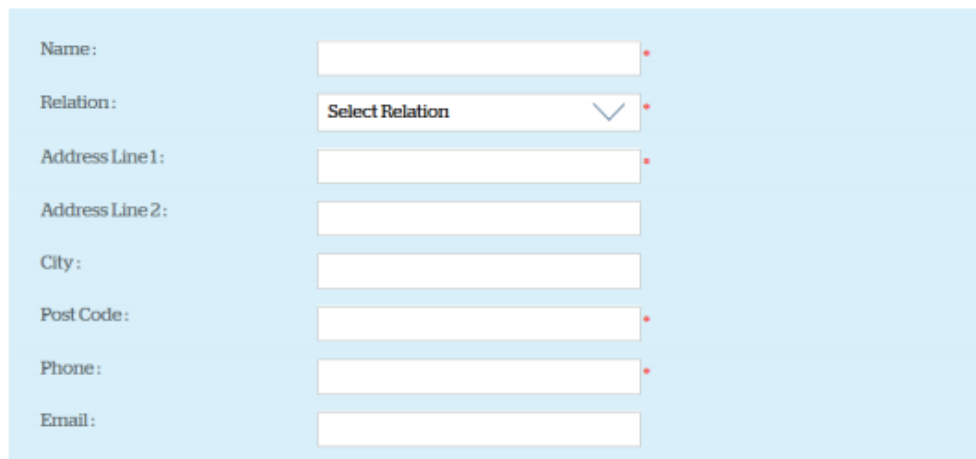
Upload Your Photo : No file selected. *(jpg,.png only up to 10 MB Size)

Your Photo

If you have any issues with uploading your photo, please send it to registration@london.aru.ac.uk including your student ID number in the subject line.

Step 4: UK Contact Person

You will then be asked to enter the contact details for a UK contact person. This should be someone that you know who resides in the UK and would be happy with us contacting them in case of an emergency. Please ensure that you fill in all the boxes marked with a *



Name: *

Relation: *

Address Line 1: *

Address Line 2:

City:

Post Code: *

Phone: *

Email:

Step 5: Terms and Conditions

Finally, you will need to confirm that you agree with ARU London's terms and conditions. Feel free to click the links to read these in full and then simply tick the box.

Please tick the below to confirm that you agree to abide by Anglia Ruskin University's [Rules, Regulations and Procedures](#) and [Academic Regulations](#).

By ticking this box you are agreeing to be governed by [Rules, Regulations and Procedures](#) and [Academic Regulations](#). These cover all aspects of your student life including your academic work and your general conduct as a student.

*I have read and agree to abide by the [Rules, Regulations and Procedures](#) and [Academic Regulations](#).

For information on how and why Anglia Ruskin University London use and protect your personal data please read our [VLE Privacy Notice](#). We only use cookies within VLE that are essential for authentication and security.

Signed: Dated: 18/04/2019

[Register Now](#)

Once you have provided all the information we have asked for, click "Register Now". You will see a confirmation message at the top of the page as well as an email sent to you. You are now registered on the VLE.

Welcome to ARU London!