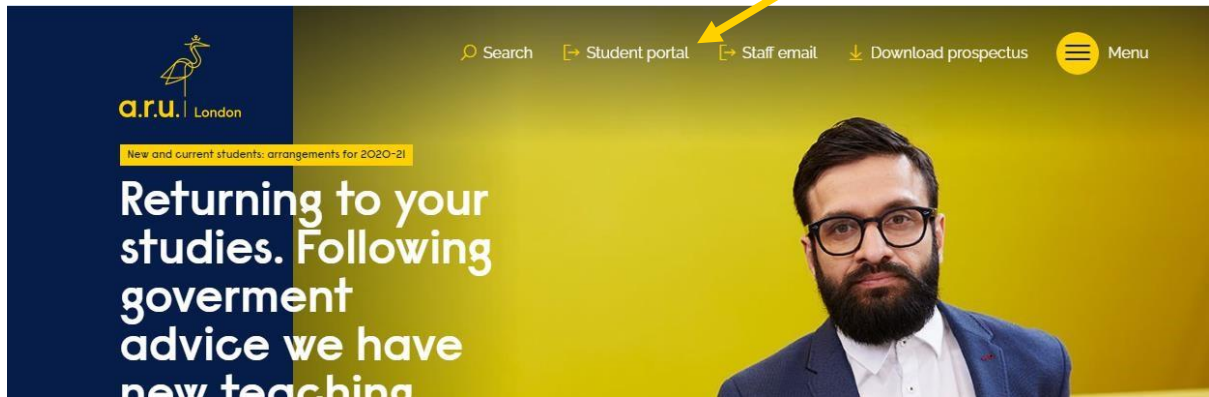


# How to login to your student email



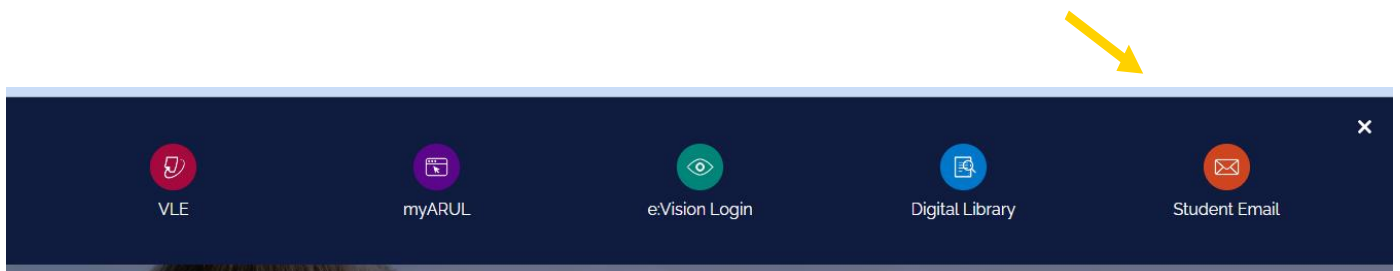
## Step 1

Please visit the ARU London homepage - <https://london.aru.ac.uk/>. Click on 'Student Portal'.



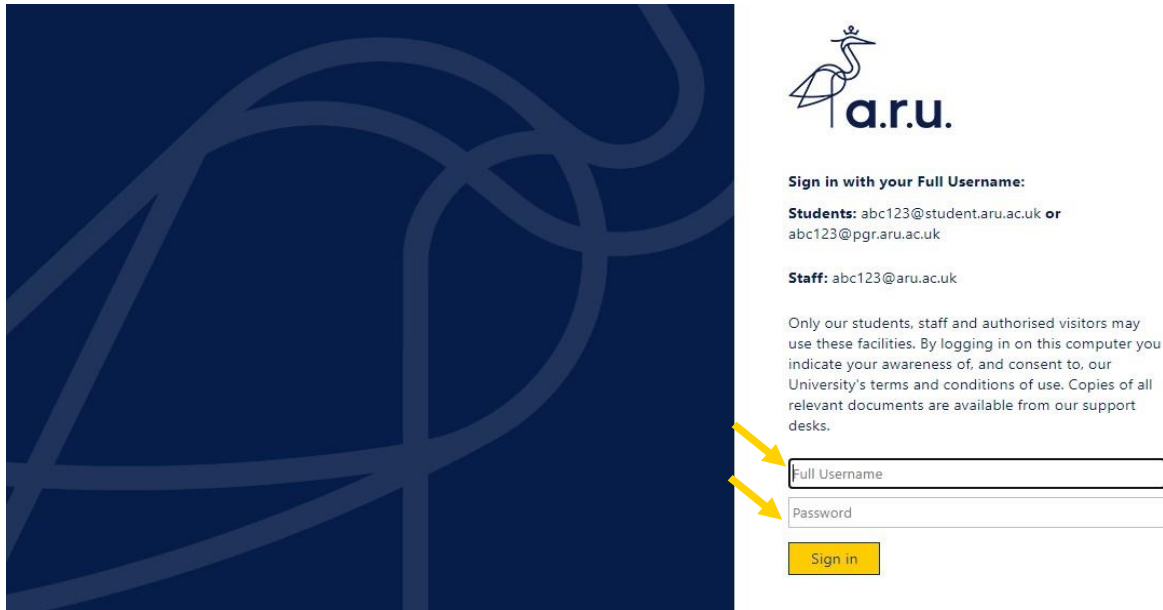
## Step 2

Click on 'Student email' and you will be redirected to the student email login page.



### Step 3

Enter your **eVision** username e.g., abc123@student.aru.ac.uk and your **eVision** password.



**Sign in with your Full Username:**

**Students:** abc123@student.aru.ac.uk or abc123@pgr.aru.ac.uk

**Staff:** abc123@aru.ac.uk

Only our students, staff and authorised visitors may use these facilities. By logging in on this computer you indicate your awareness of, and consent to, our University's terms and conditions of use. Copies of all relevant documents are available from our support desks.

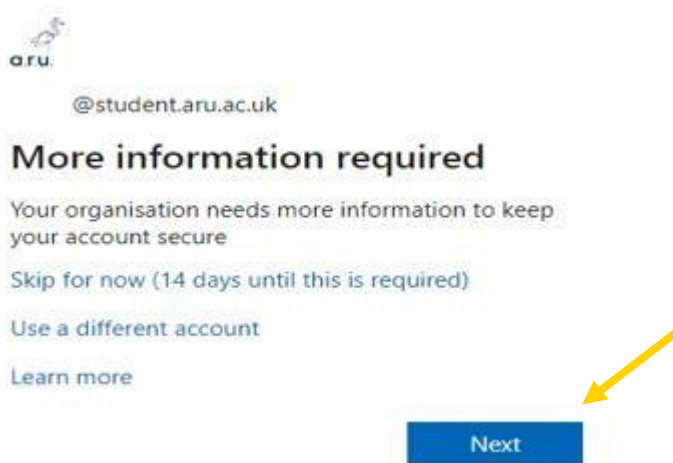
Full Username

Password

Sign in

### Step 4

Once you have logged in, the following message will appear, then click 'next'.



aru.

@student.aru.ac.uk

### More information required

Your organisation needs more information to keep your account secure

Skip for now (14 days until this is required)

[Use a different account](#)

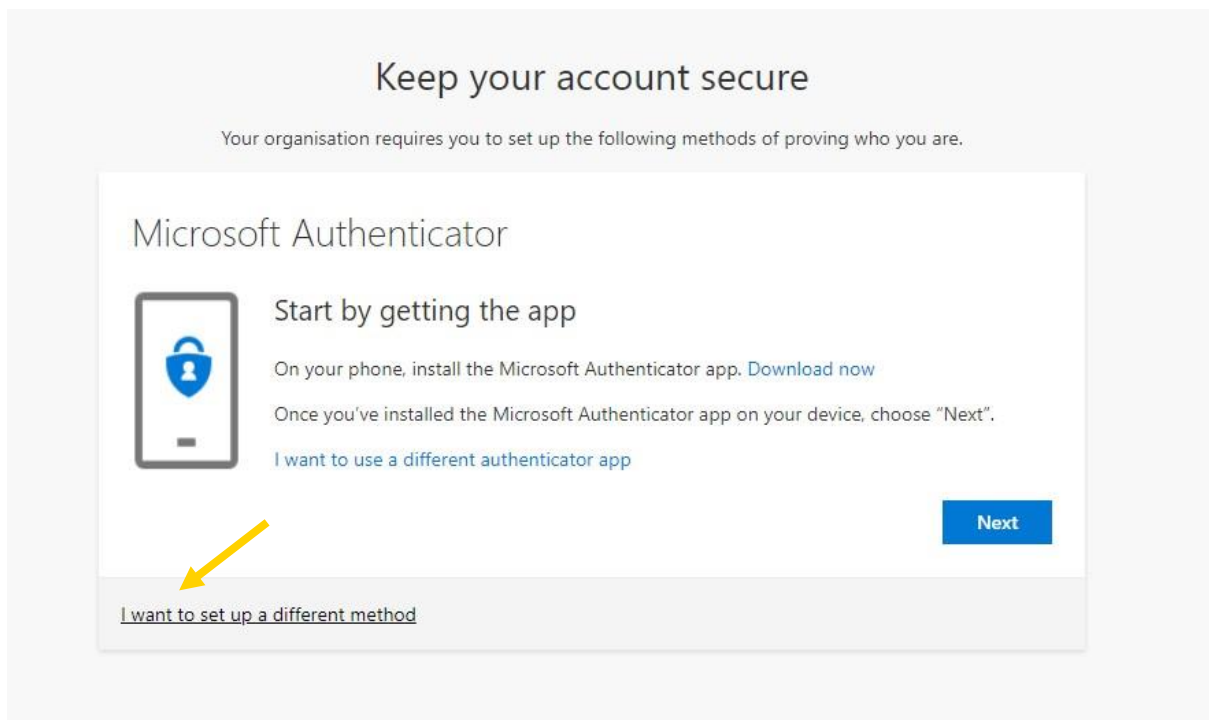
[Learn more](#)

Next

Please note when you access your email account, it will ask you to download an app for authenticator. You do not need to download a new app, just scroll down the page where it asks you to download the app and there should be a section for 'Use an alternative method'.

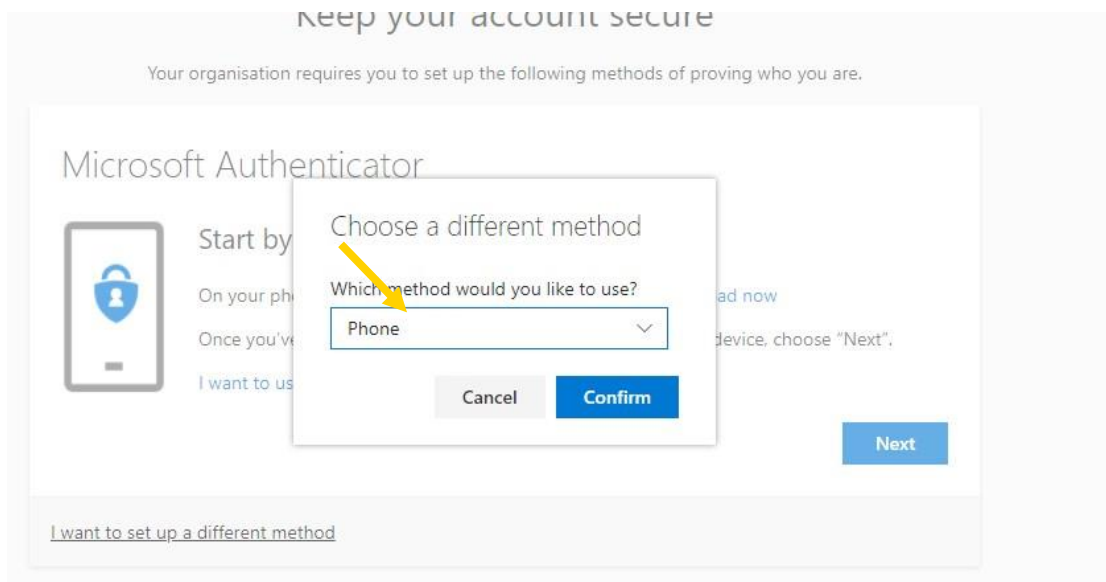
### Step 5

Click on 'I want to set up a different method'.



#### Step 6

Choose the phone option.



#### Step 7

Input your phone number and click next to receive a confirmation code via SMS.

## Keep your account secure

Your organisation requires you to set up the following methods of proving who you are.

### Phone

You can prove who you are by answering a call on your phone or texting a code to your phone.

What phone number would you like to use?

United States (+1) ▼

Enter phone number

Text me a code

Call me

Message and data rates may apply. Choosing Next means that you agree to the [Terms of service](#) and [Privacy and cookies statement](#).

Next

[I want to set up a different method](#)

Once you have received a code, you will need to enter this to complete the activation.

**Should you have any questions, please contact [Learningresources@london.aru.ac.uk](mailto:Learningresources@london.aru.ac.uk) or chat to us via our live chat service.**