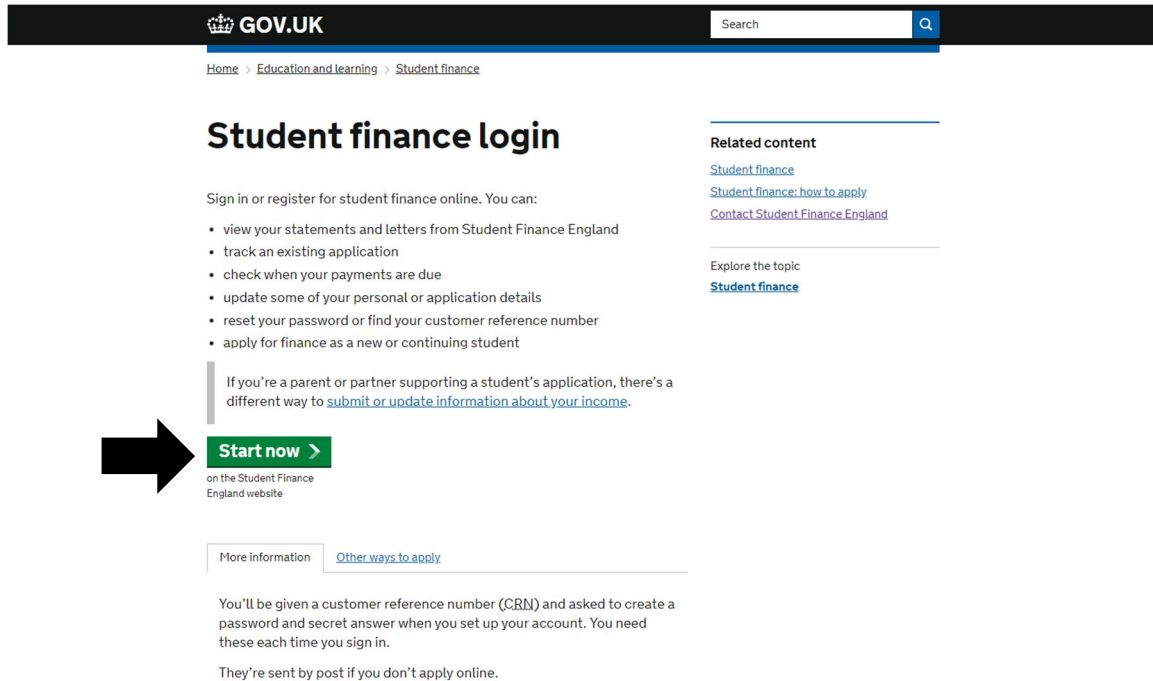


Undergraduate Loan - Student Finance Guide 2018/19

- 1) Start by visiting: <https://www.gov.uk/student-finance-register-login> - click "Start Now" to begin your application.



GOV.UK Search

Home > Education and learning > Student finance

Student finance login

Sign in or register for student finance online. You can:

- view your statements and letters from Student Finance England
- track an existing application
- check when your payments are due
- update some of your personal or application details
- reset your password or find your customer reference number
- apply for finance as a new or continuing student

If you're a parent or partner supporting a student's application, there's a different way to [submit or update information about your income](#).

Start now >

on the Student Finance England website

More information [Other ways to apply](#)

You'll be given a customer reference number (CRN) and asked to create a password and secret answer when you set up your account. You need these each time you sign in.

They're sent by post if you don't apply online.

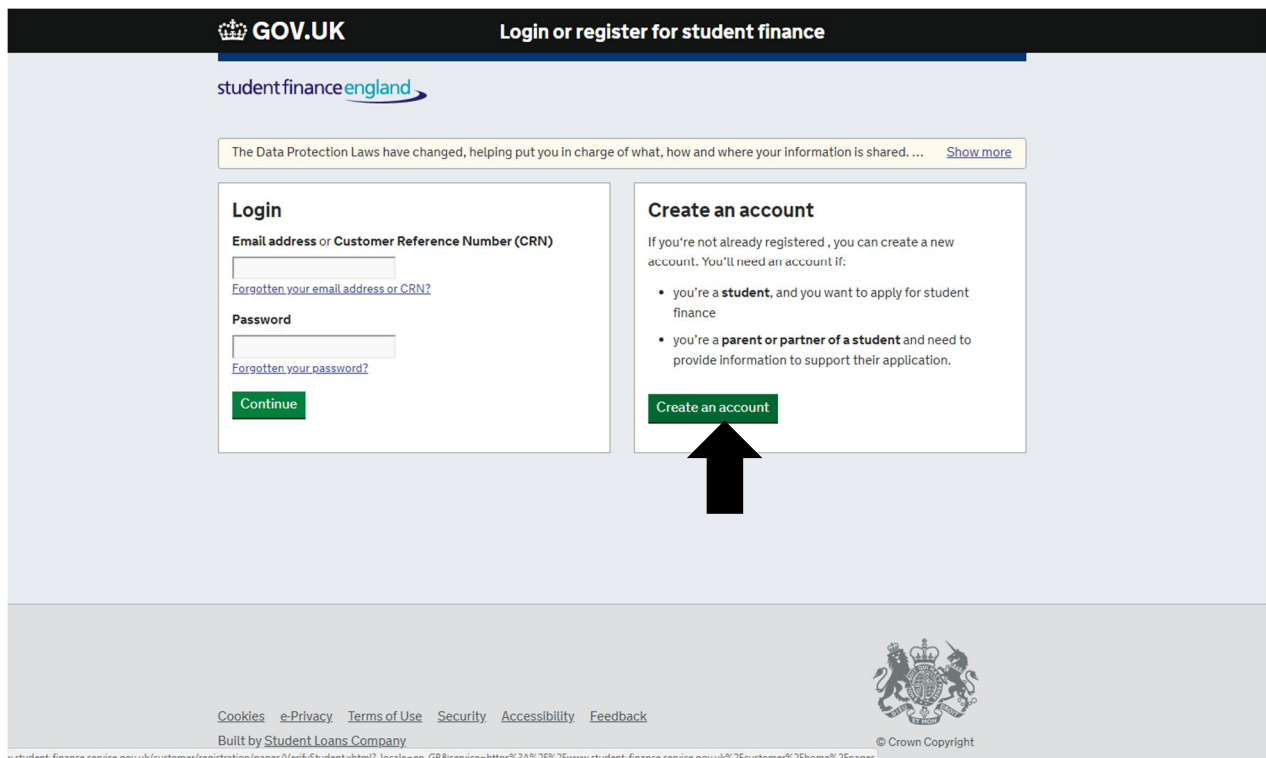
Related content

- [Student finance](#)
- [Student finance: how to apply](#)
- [Contact Student Finance England](#)

Explore the topic

- [Student finance](#)

- 2) Click on the **Create an Account**



GOV.UK Login or register for student finance

studentfinanceengland

The Data Protection Laws have changed, helping put you in charge of what, how and where your information is shared. ... [Show more](#)

Login

Email address or Customer Reference Number (CRN)

[Forgotten your email address or CRN?](#)

Password

[Forgotten your password?](#)

Continue

Create an account


If you're not already registered, you can create a new account. You'll need an account if:

- you're a **student**, and you want to apply for student finance
- you're a **parent or partner of a student** and need to provide information to support their application.


Create an account

Footer: Cookies e-Privacy Terms of Use Security Accessibility Feedback
Built by Student Loans Company
© Crown Copyright

3) Select the relevant box then click continue.

 **Register for a student finance account**

We're always trying to improve our service – [your feedback](#) helps us do this.



Have you ever applied for student finance before?

Let us know if you've ever applied for student finance from the UK Government. It doesn't matter how long ago you applied, if it was online or using a paper form, or if you applied to us or your local authority.


☐ Yes, I have applied for student finance before

☒ No, I haven't applied for student finance before


[Continue](#)

[Cookies](#) [e-Privacy](#) [Terms of Use](#) [Security](#) [Accessibility](#) [Feedback](#)


Built by [Student Loans Company](#)


© Crown Copyright

4) Once again, select the relevant box then click continue.

 **Register for a student finance account**

We're always trying to improve our service – [your feedback](#) helps us do this.



Have you ever provided financial details to Student Finance to support a student's application?


☐ Yes, I have given financial details to support a student before

☒ No, I have never given financial details to Student Finance


[Continue](#)

[Cookies](#) [e-Privacy](#) [Terms of Use](#) [Security](#) [Accessibility](#) [Feedback](#)


Built by [Student Loans Company](#)


© Crown Copyright

5) Input your personal information at this stage and then click Next.

 Register for a student finance account

We're always trying to improve our service – [your feedback](#) helps us do this.



Create an account

Please provide the following information so we can create your account.

Title

Please select ▾

First name(s)

Last name

Gender

Please select ▾


Date of birth

day ▾


month ▾

year ▾

6) Once completed – fill in your home address and click Next.

 Register for a student finance account

We're always trying to improve our service – [your feedback](#) helps us do this.



Create an account

Personal Details

[Change](#)


Home Address

If you're a student, this is the address you normally live at when you're not studying.
If you have a British Forces Post Office address you should give this as your home address.


Postcode

Search for address

[I don't know my postcode or don't have a UK address](#)



7)

 **Register for a student finance account**

We're always trying to improve our service – [your feedback](#) helps us do this.

student financeengland

Create an account


Personal Details [Change](#)

Contact Address [Change](#)


Contact Details [Change](#)

Thanks, you now need to create a password and a secret answer for your account.

[Continue](#)



8) Set Password /Security question and then click next.

 **Register for a student finance account**

We're always trying to improve our service – [your feedback](#) helps us do this.

student financeengland

Create an account

Set password [Change](#)
Provided

Please choose a secret question and answer for your account.

Secret question

Please select ▼

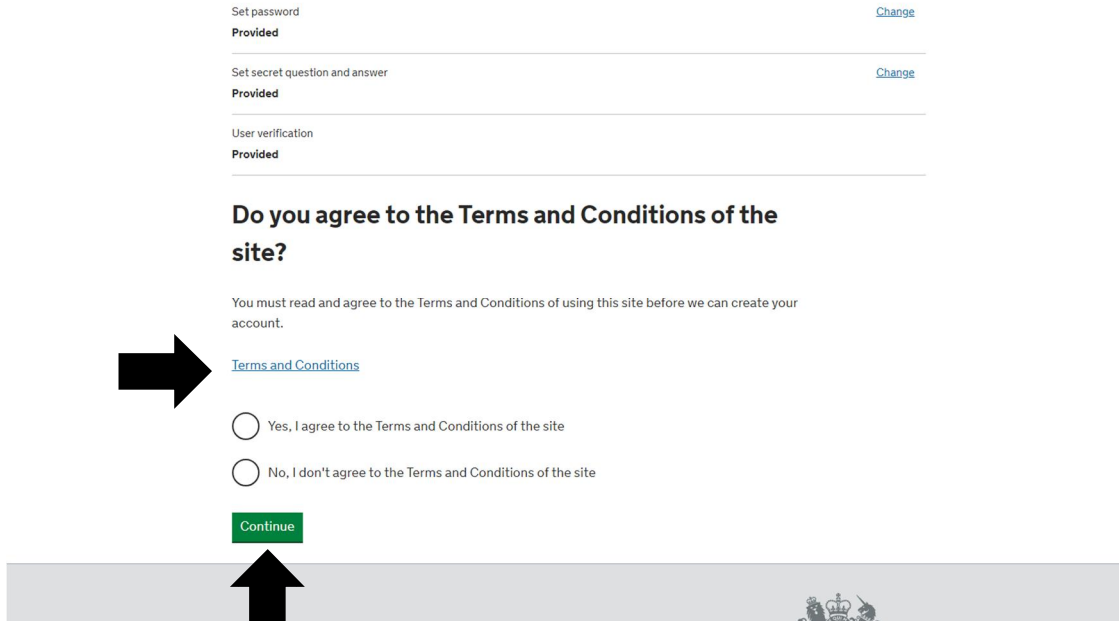
Secret answers are not case-sensitive, and need to:

- be between 4-16 characters long
- contain only letters and numbers, with no spaces.

► [Show more](#)

Secret answer

9) Please read the terms and conditions, Once you have done this click “Continue.”



Set password
Provided [Change](#)

Set secret question and answer
Provided [Change](#)

User verification
Provided

Do you agree to the Terms and Conditions of the site?

You must read and agree to the Terms and Conditions of using this site before we can create your account.

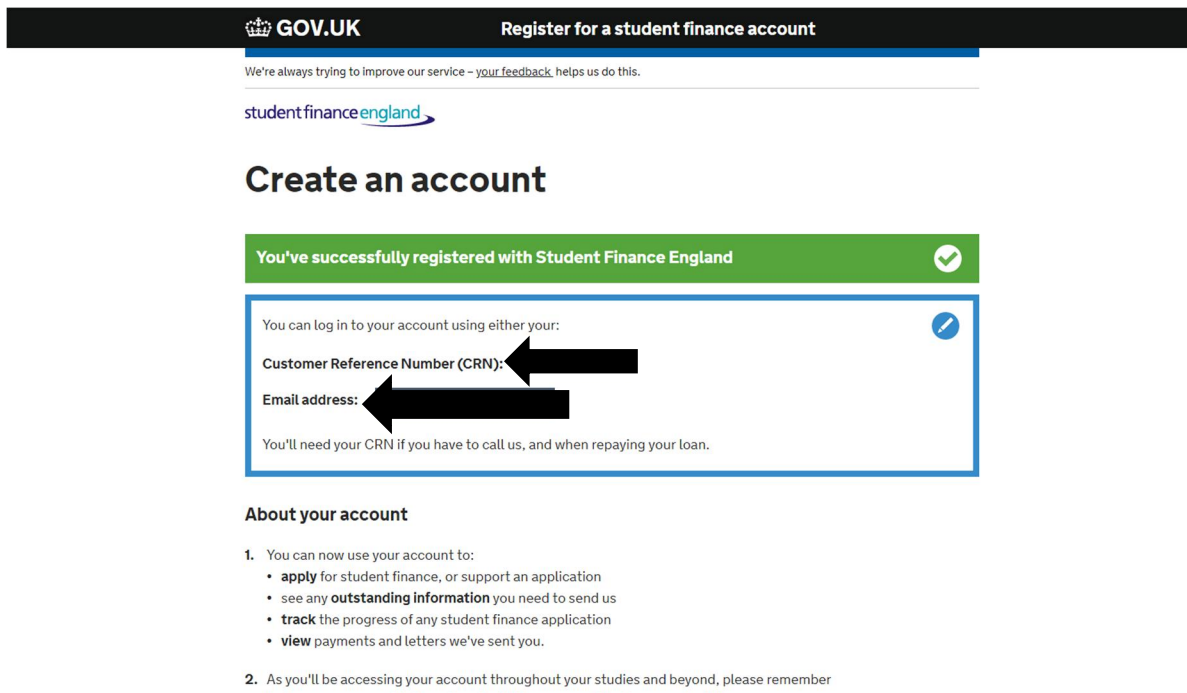
[Terms and Conditions](#)

☐ Yes, I agree to the Terms and Conditions of the site

☐ No, I don't agree to the Terms and Conditions of the site

[Continue](#)

10) At this point you will receive confirmation of your registration to Student Finance and will be given a “CRN Number”. Please take note of this as this will be required to login in future.



GOV.UK Register for a student finance account

We're always trying to improve our service – [your feedback](#) helps us do this.

studentfinanceengland

Create an account

You've successfully registered with Student Finance England ✓

You can log in to your account using either your:

Customer Reference Number (CRN):

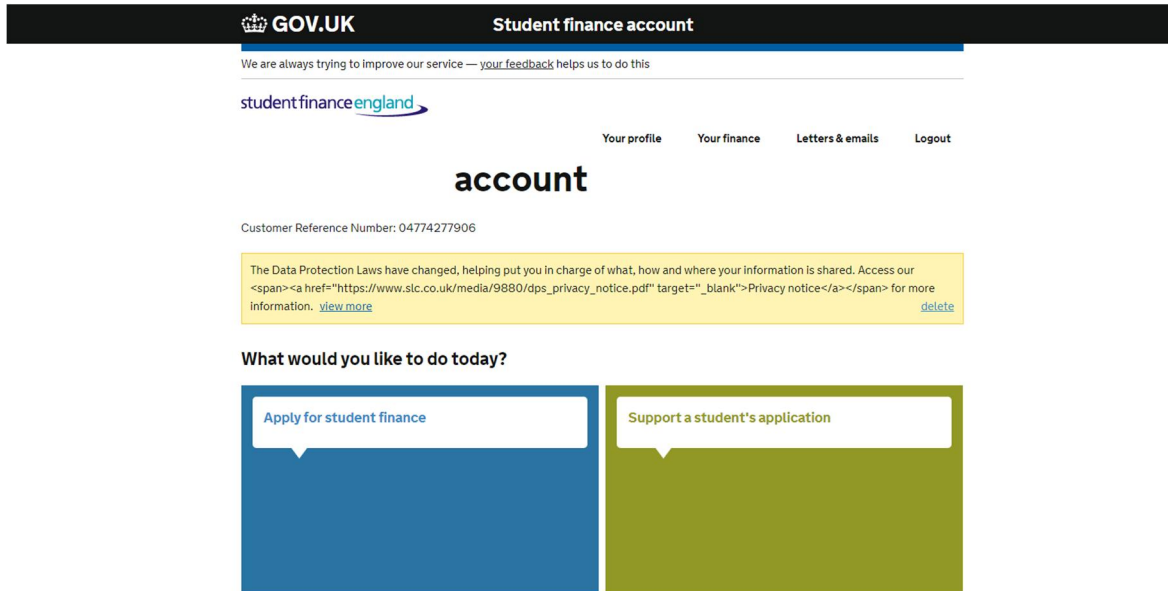
Email address:

You'll need your CRN if you have to call us, and when repaying your loan.

About your account

- You can now use your account to:
 - apply** for student finance, or support an application
 - see any **outstanding information** you need to send us
 - track** the progress of any student finance application
 - view** payments and letters we've sent you.
- As you'll be accessing your account throughout your studies and beyond, please remember

11) Now you have made of your Student Finance account .To move onto applying for student finance select **“Apply for Student Finance.”**



GOV.UK **Student finance account**

We are always trying to improve our service — [your feedback](#) helps us to do this

student finance **england**

Your profile Your finance Letters & emails Logout

account

Customer Reference Number: 04774277906

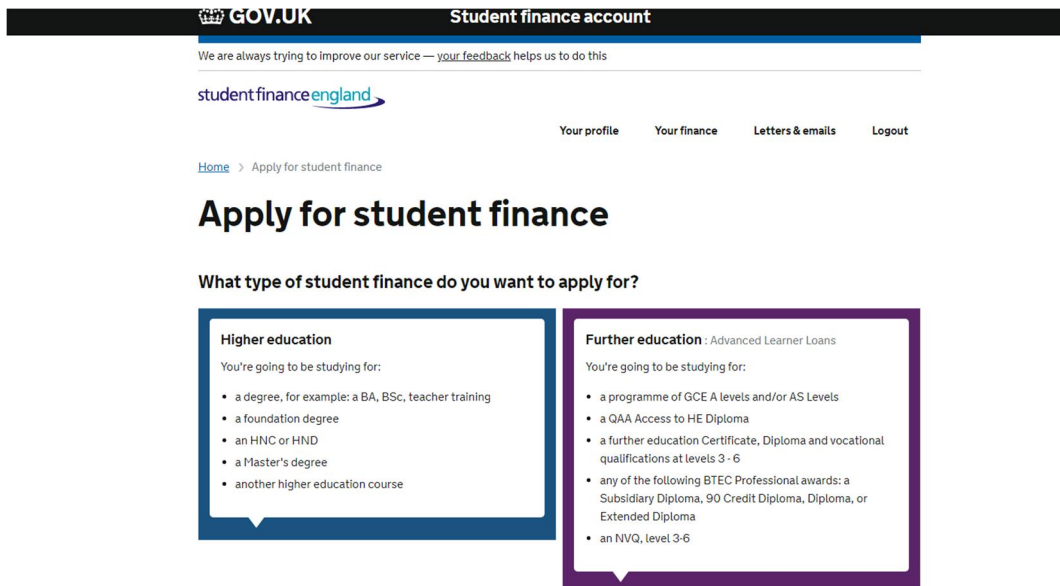
The Data Protection Laws have changed, helping put you in charge of what, how and where your information is shared. Access our [Privacy notice](https://www.slc.co.uk/media/9880/dps_privacy_notice.pdf) for more information. [view more](#) [delete](#)

What would you like to do today?

Apply for student finance

Support a student's application

12) Click on the **“Higher Education”** to proceed.



GOV.UK **Student finance account**

We are always trying to improve our service — [your feedback](#) helps us to do this

student finance **england**

Your profile Your finance Letters & emails Logout

[Home](#) > Apply for student finance

Apply for student finance

What type of student finance do you want to apply for?

Higher education

You're going to be studying for:


- a degree, for example: a BA, BSc, teacher training
- a foundation degree
- an HNC or HND
- a Master's degree
- another higher education course

Further education : Advanced Learner Loans

You're going to be studying for:


- a programme of GCE A levels and/or AS Levels
- a QAA Access to HE Diploma
- a further education Certificate, Diploma and vocational qualifications at levels 3 - 6
- any of the following BTEC Professional awards: a Subsidiary Diploma, 90 Credit Diploma, Diploma, or Extended Diploma
- an NVQ, level 3-6

13) Click on “Undergraduate” to continue.



Student finance account

We are always trying to improve our service — [your feedback](#) helps us to do this



[Your profile](#)
[Your finance](#)
[Letters & emails](#)
[Logout](#)

[Home](#) > [Apply for student finance](#) > Higher education

Higher education

Undergraduate or postgraduate?

Undergraduate

You're going to be studying for:


- a degree, for example: a BA, BSc, teacher training
- a foundation degree
- an HNC or HND
- a certificate or diploma in higher education
- an Integrated Master's
- Postgraduate Initial Teacher Training eg Postgraduate Certificate in Education (PGCE)
- Postgraduate Healthcare Course (PGHC)
- a Scottish postgraduate or Scottish Master's
- a Master's of Architecture

Postgraduate

You're going to be studying for:


- a master's qualification, for example: MSc, MA, MBA.
- a doctoral qualification, for example: PhD, EngD, EdD.

14) Select “Full Time”



Student finance account

We are always trying to improve our service — [your feedback](#) helps us to do this



[Your profile](#)
[Your finance](#)
[Letters & emails](#)
[Logout](#)

[Home](#) > [Apply for student finance](#) > [Higher education](#) > Undergraduate

Undergraduate

Full time or part time?


Full Time

For students who'll be studying full time for a Degree, Higher National Diploma (HND) or Higher National Certificate (HNC).

Part Time


For students who'll be studying part time for a Degree, Higher National Diploma (HND) or Higher National Certificate (HNC).

15) At the next stage, click your desired year of entry e.g 2018/19



Student finance account

We are always trying to improve our service — [your feedback](#) helps us to do this



[Your profile](#)
[Your finance](#)
[Letters & emails](#)
[Logout](#)

[Home](#) > [Apply for student finance](#) > [Higher education](#) > [Undergraduate](#) > Full Time

Full Time

Which year do you want to apply for?

2018/19


I want to start my application for full-time student finance for 2018/19.

This means the first, or next year of your course starts between 1 August 2018 and 31 July 2019.


2017/18

I want to start my application for full-time student finance for 2017/18.

This means the first, or next year of your course starts between 1 August 2017 and 31 July 2018.


[Cookies](#)
[e-Privacy](#)
[Terms of Use](#)
[Security](#)
[Accessibility](#)
[Feedback](#)


16) Answer the “About you” and “Previous study” section(s) and click next.



Student finance application

We're always trying to improve our service — [your feedback](#) helps us do this.



1

2

3

4

5

6


7

[About you](#)
[Previous study](#)
[Course and fees](#)
[Living costs](#)
[Financial info](#)
[Additional info](#)
[Submit](#)

Are you a UK national?

☐ Yes, I'm a UK national
☐ No, I'm not a UK national

[Continue](#)

[Cookies](#)
[e-Privacy](#)
[Terms of Use](#)
[Security](#)
[Accessibility](#)
[Feedback](#)
[Built by Student Loans Company](#)


© Crown Copyright



- 17) At this stage you need to choose the place you wish to study at, so here you need to type **Anglia Ruskin University (do not select Anglia Ruskin University, London)**.

GOV.UK

Student finance application

We're always trying to improve our service — [your feedback](#) helps us do this.

studentfinanceengland

1

2

3

4

5

6

7

About youPrevious studyCourse and feesLiving costsFinancial infoAdditional infoSubmit

[Back](#)

Where do you plan to study?

You can change this later if you need to.

University or college
For example: King's College London.



- 18) For Course selection please type your course / UCAS ID at this point. **Please note all of our courses will have (ARUL) at the end of the course title to identify as being taught at our London campus.** For a list of all UCAS course codes please visit <http://lca.anglia.ac.uk/undergraduate>

GOV.UK

Student finance application

We're always trying to improve our service — [your feedback](#) helps us do this.

studentfinanceengland

1

2

3

4

5

6

7

About youPrevious studyCourse and feesLiving costsFinancial infoAdditional infoSubmit

[Back](#)

What course will you study?

You can change this later if you need to.

Course title or UCAS course code
For example: Mathematics Msc





- 19) Continue to fill out all of the remaining sections with accurate information including; your passport details, national insurance number and additional contact details.

The screenshot shows the 'Student finance application' page on GOV.UK. At the top, there's a progress bar with seven steps: 'About you', 'Previous study', 'Course and fees', 'Living costs', 'Financial info', 'Additional info' (which is the current step, highlighted with a blue circle and the number 6), and 'Submit' (highlighted with a grey circle and the number 7). Below the progress bar, there's a 'Back' link. The main heading is 'Additional Contacts'. Below this, there's a paragraph of text: 'Tell us the names and addresses of two additional contacts. We ask for this so we can get in touch with you, if for example you move and forget to tell us. **The people you name shouldn't live at the same address**, and you must tell them you have named them as contacts. We won't use this information for anything else.' Below the text is a link: 'Skip additional contacts'. Then, under the heading 'Contact 1', there are two input fields: 'Contact's Forename' and 'Contact's Surname'.

- 20) This process is now complete. Once you have completed your application Student Finance will ask you to print and complete a signed declaration. In addition, Student Finance may ask for proof of your documents to verify your application – if so, this will be listed at the final stage of the application. To complete your verification please follow the steps at the “Confirm Stage”

Please note all students will be required to have completed and provide proof of a Student Finance application before registering.

Should you have any further questions or require assistance with your application please do not hesitate to contact us at finance@lca.anglia.ac.uk or call on 0207 400 6778.