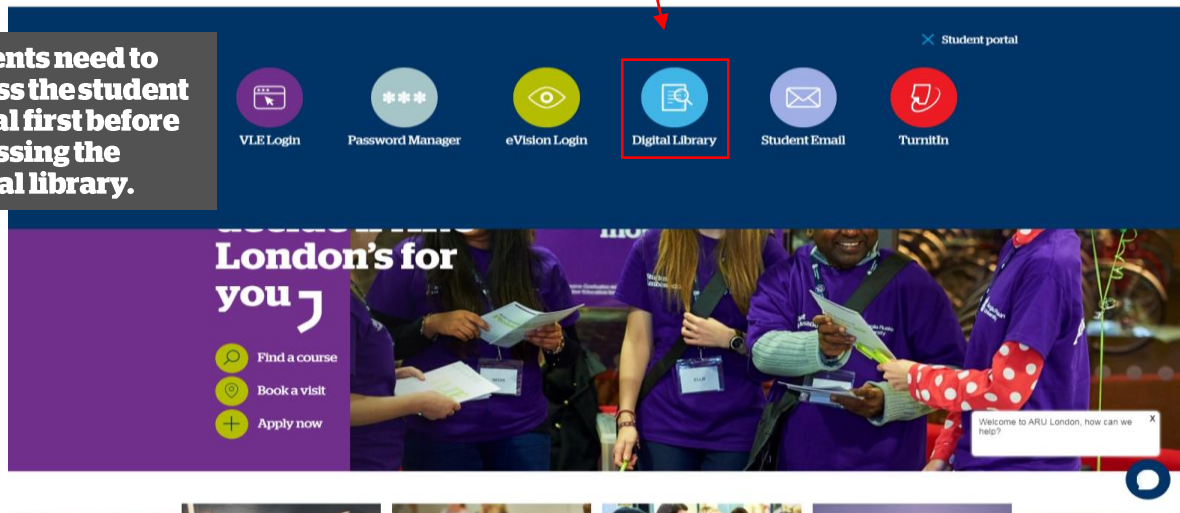


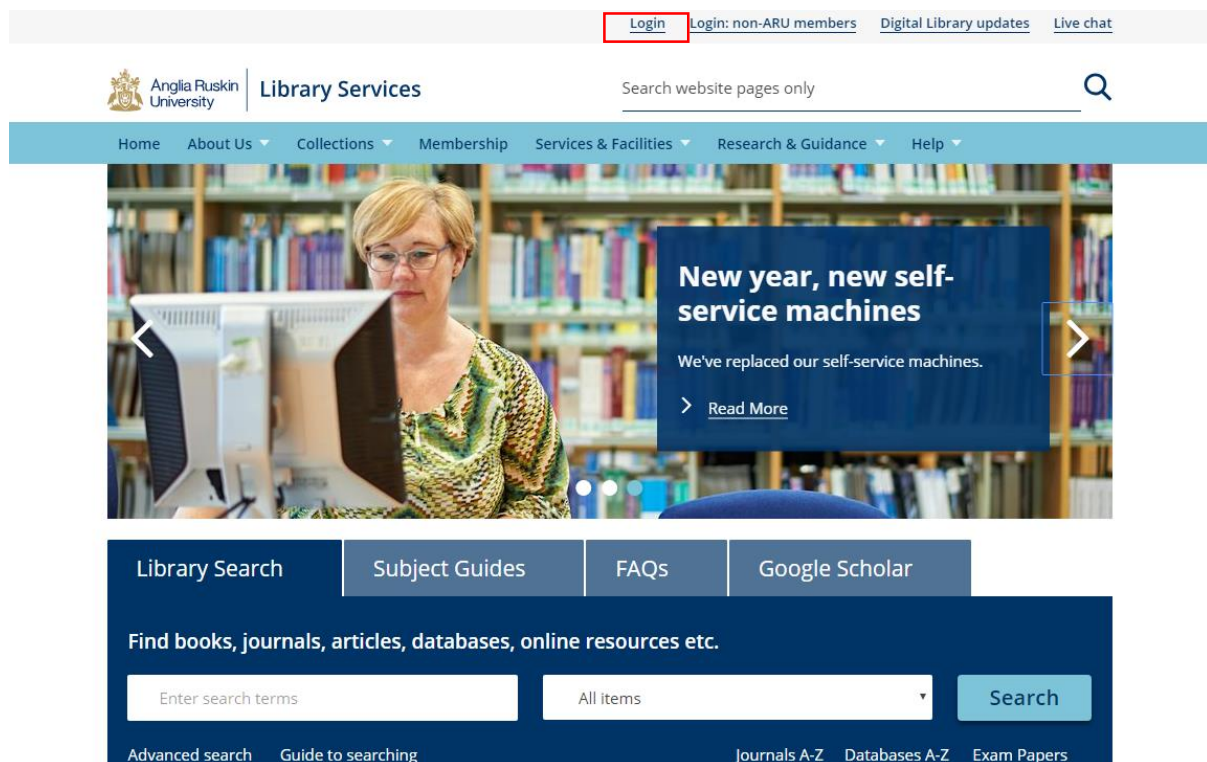
ARU London Digital Library Guide

1. To start, please visit the university website at www.lca.anglia.ac.uk. Click the box at the top of the page labelled 'Digital Library' as highlighted in the picture.

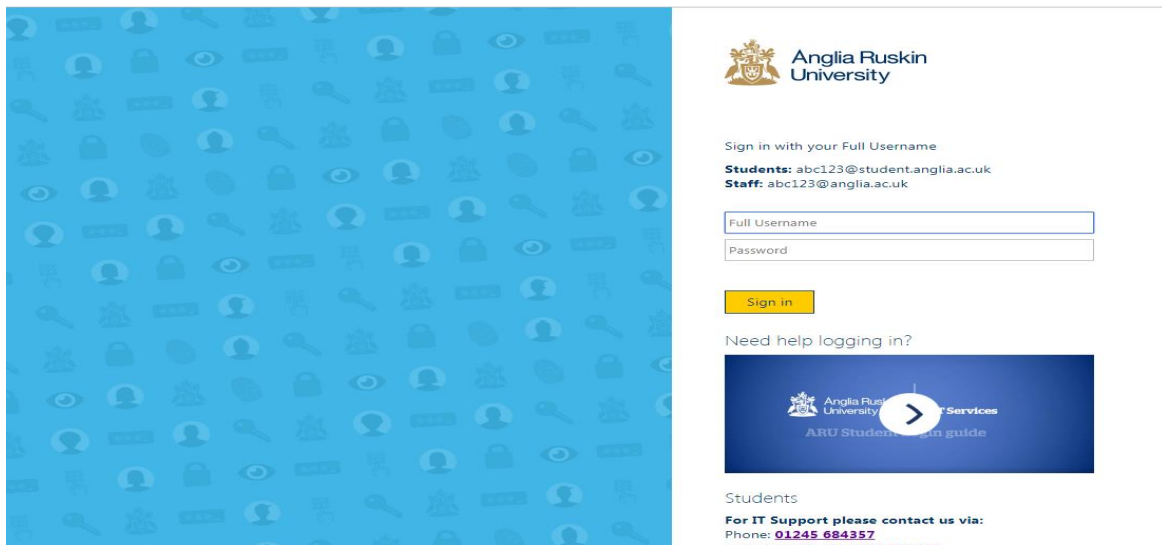
Students need to access the student portal first before accessing the digital library.



2. You will be redirected to the Library homepage. Once here, click the 'Login' button at the top of the page as highlighted below.



3. You will then be directed to the Digital Library login page. To login, please use the same information you use to login to your student email. If you do not know your login information please speak with a member of staff at the ARU London iCentre (Reception).



The image shows the Anglia Ruskin University Digital Library login page. On the left is a blue patterned background with icons of people, eyes, and keys. On the right, the Anglia Ruskin University logo is at the top. Below it, the text 'Sign in with your Full Username' is followed by example email addresses for students and staff. There are input fields for 'Full Username' and 'Password', and a yellow 'Sign in' button. Below the button, there is a link for 'Need help logging in?' and a button for 'ARU Student login guide'. At the bottom, there is contact information for IT support.

Anglia Ruskin University

Sign in with your Full Username
Students: abc123@student.anglia.ac.uk
Staff: abc123@anglia.ac.uk

Full Username
Password

Sign in

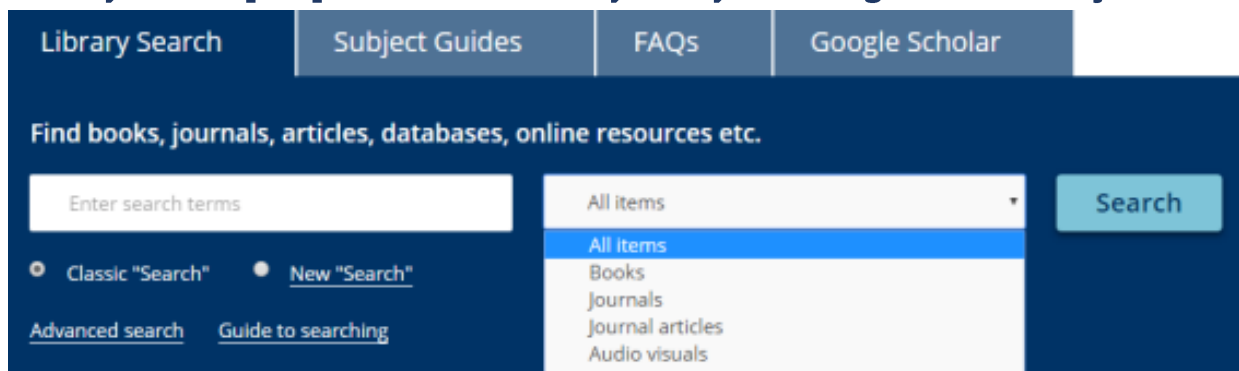
Need help logging in?

ARU Student login guide

Students
For IT Support please contact us via:
Phone: 01245 684357
International: +44 1745 684357

Please note: Access to some resources from off-campus may be restricted at times as some Journals and Publishers require 'Authentication Notes'. If you are experiencing problems with the Digital Library please seek advice from our Librarian.

4. Once logged in you will be able to get full use out of the 'Library Search' and 'Subject Guides' functions in the search box. Within the Library Search function you can input specific titles or terms you may be looking for in a book or journal.



The image shows the 'Library Search' interface. At the top are tabs for 'Library Search', 'Subject Guides', 'FAQs', and 'Google Scholar'. Below the tabs is the heading 'Find books, journals, articles, databases, online resources etc.'. There is a search input field with the placeholder 'Enter search terms'. To the right of the input field is a dropdown menu with 'All items' selected, and a list of search filters: 'All items', 'Books', 'Journals', 'Journal articles', 'Audio visuals', and 'Databases'. To the right of the dropdown is a 'Search' button. Below the search input field are two radio buttons: 'Classic "Search"' (selected) and 'New "Search"'. Below these are links for 'Advanced search' and 'Guide to searching'.

Library Search Subject Guides FAQs Google Scholar

Find books, journals, articles, databases, online resources etc.

Enter search terms

All items

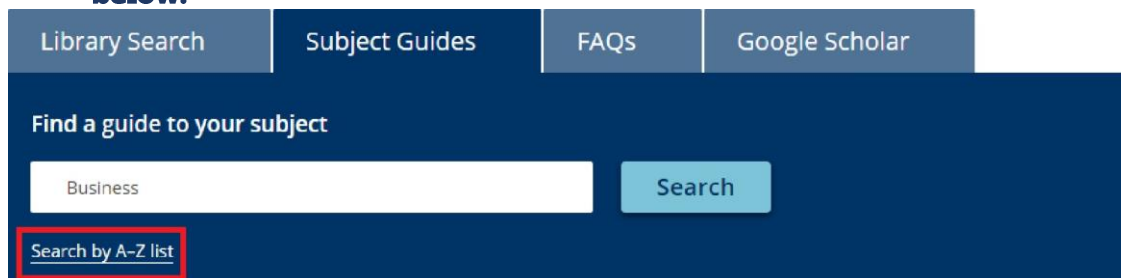
All items
Books
Journals
Journal articles
Audio visuals
Databases

Search

Classic "Search" New "Search"

Advanced search Guide to searching

5. Students can search specific subject sources to ensure results are more relevant. To search by subject, please click 'Search by A-Z list' as highlighted below.



The image shows the 'Subject Guides' interface. At the top are tabs for 'Library Search', 'Subject Guides', 'FAQs', and 'Google Scholar'. Below the tabs is the heading 'Find a guide to your subject'. There is a search input field with the placeholder 'Business'. To the right of the input field is a 'Search' button. Below the search input field is a link for 'Search by A-Z list' which is highlighted with a red box.

Library Search Subject Guides FAQs Google Scholar

Find a guide to your subject

Business

Search

Search by A-Z list

6. Once redirected to the A-Z of Subject Guides select the letter of the subject you wish to search, e.g. B for Business.

The screenshot shows the 'Subject Guides A-Z' page. At the top is a dark blue navigation bar with links: Home, About Us, Collections, Membership, Services & Facilities, Research & Guidance, and Help. Below this is a breadcrumb trail: Home > Research & Guides > Student > Subject Guides A-Z. On the left is a vertical menu with links: Student, Subject Guides A-Z (highlighted), Referencing, Refworks, RefMe & other tools, Google Scholar, International Students, Support for users with Disabilities, and Partner Access. The main content area has a 'Print' button, a 'Like' button (25), and a 'Tweet' button. The title 'Subject Guides' is followed by a description: 'This page contains the links to your subject resources. You can find your subject guides from the alphabetical list below, or by clicking the relevant letter in the A-Z list.' Below this is a 'Jump To:' section with a list of letters: A | B | C | D | E | F | G | H | I | L | M | N | O | P | Q | R | S | T | V | W. Under the letter 'A', a list of subjects is shown: Academic Writing, Accounting, Acute Care, Anatomy & Physiology, Anglia Language Programme, and Animal and Environmental Sciences. On the right, there is a photo of a student reading a book, a feedback section asking 'Was this page helpful?' with 'Yes' and 'No' buttons, and a note: 'Your feedback helps improve this site.'

7. You will be redirected to the subject homepage as shown below. Please click the 'Business Academic Literature' tab on the left as highlighted below. From here you can select any of the available sources available to ARU London, such as Business source Premier.

The screenshot shows the 'Business' subject homepage. At the top is a dark blue navigation bar with links: Home, About Us, Collections, Membership, Services & Facilities, Research & Guidance, and Help. Below this is a breadcrumb trail: University Library / LibGuides / Business / Introduction. The title 'Business' is followed by a search bar with the text 'Search this Guide' and a 'Search' button. Below the title is a subtitle: 'a guide to the best resources for your subject'. On the left is a vertical menu with links: Introduction, Business Academic Literature (highlighted with a red box), Company Finance, News & Case Studies, Statistics, Marketing & Tourism, Human Resources & Legislation, and Research skills. The main content area has a title 'Introduction' and a description: 'Looking for academic literature, market research, economic data or company information? Choose an option from the menu.' Below this is a section 'Want to learn about getting the best when searching? Check out the Information Skills Guide.' and a section 'Have a question?' with a list of links: AskUs, Book a Librarian, and Subject page: Business.

8. As another example, students studying on our Law degrees will see the following subject homepage. The main sources for Law have been highlighted below, Westlaw UK and LexisLibrary.

Home About Us ▾ Collections ▾ Membership Services & Facilities ▾ Research & Guidance ▾ Help ▾

University Library / LibGuides / Law / Introduction

Law

Your guide to finding quality sources.

Search this Guide Search

[Introduction](#)
[Books](#)
[Journal articles and papers](#)
[Case Law](#)
[Legislation](#)
[EU and European Law](#)
[International Law](#)
[Additional resources](#)
[Legal database help](#)
[Research skills 1?](#)
[OSCOLA Referencing](#)
[Off-campus access](#)
[ReadingLists@Anglia](#)

Key resources

Cases, legislation, journal articles and more can be found on:

Westlaw.UK and **Lexis®Library**

- Westlaw UK
- LexisLibrary

More journal articles can be found on:

HEINONLINE

- [HeinOnline: Law Journal Library](#)

Further help and guidance

- AskUs
- Book a Librarian

Please note: You must login to the ARU London Digital Library before accessing any sources or you will not have the appropriate rights.

We hope you found this guide useful but if you need any further advice please speak to our librarians in the Learning Resource Centre, Room 107.