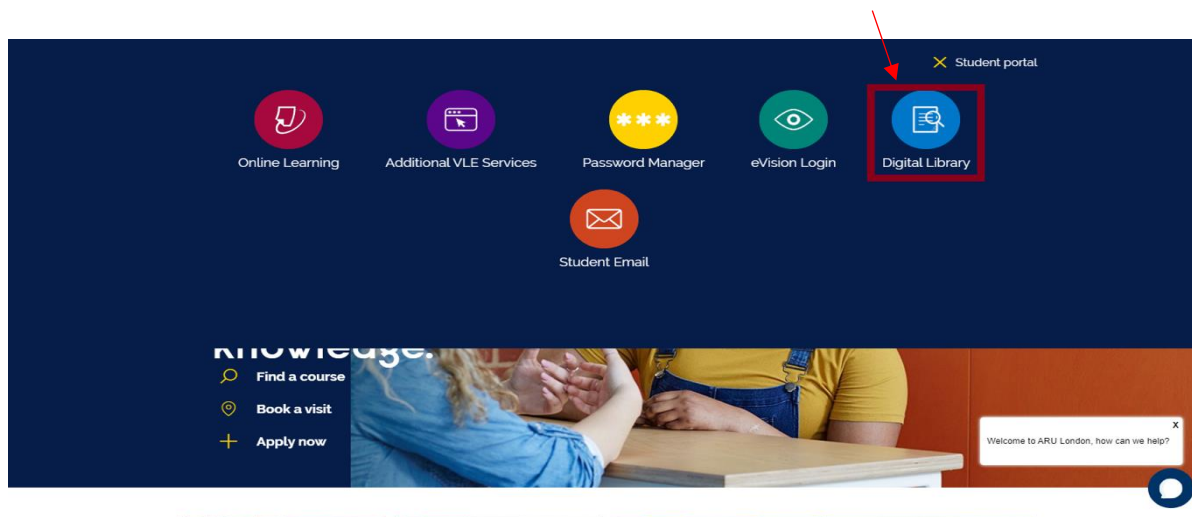
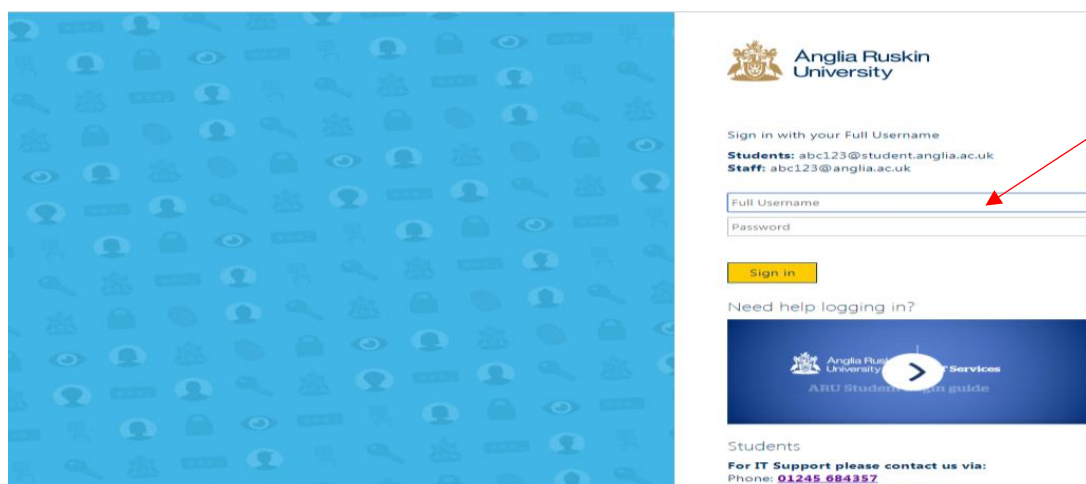


ARU London Digital Library Guide

1. To start, please visit the university's website at <https://london.aru.ac.uk/>. Go to 'Student Portal' and click the box 'Digital Library' at the top right corner as highlighted in the picture below.

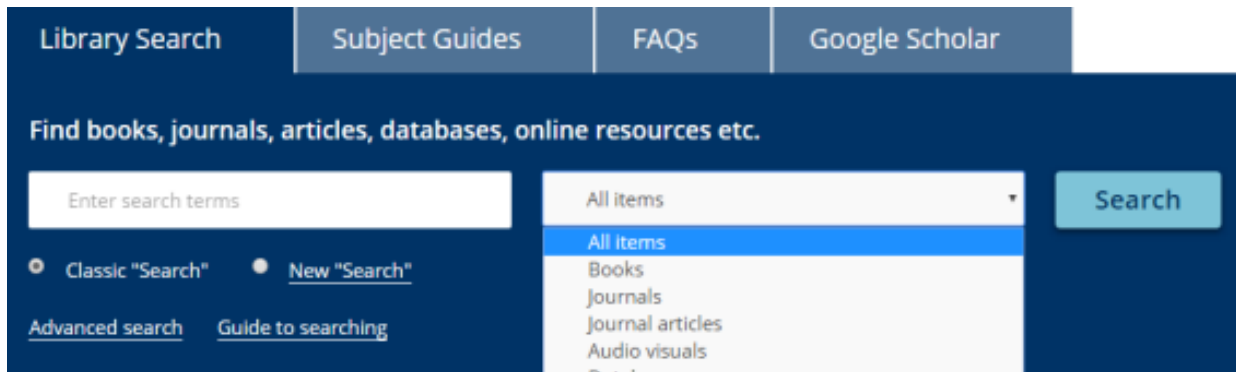


2. You will then be directed to the Digital Library login page. To login, please use your student email login detail, e.g. abc123@student.anglia.ac.uk and e:Vision password. If you do not know your login information please call us on 207 400 6789 or email icentre@london.aru.ac.uk.



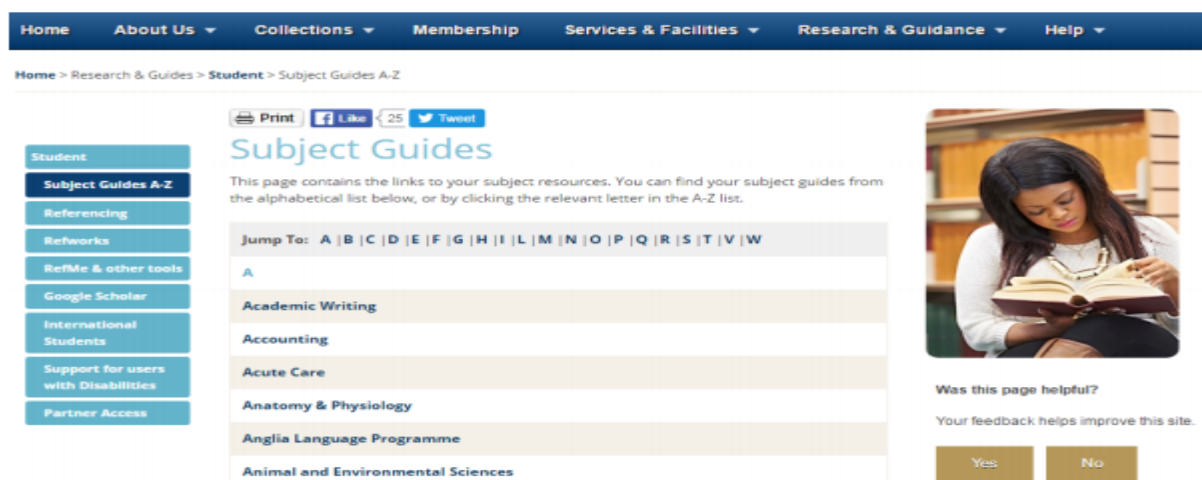
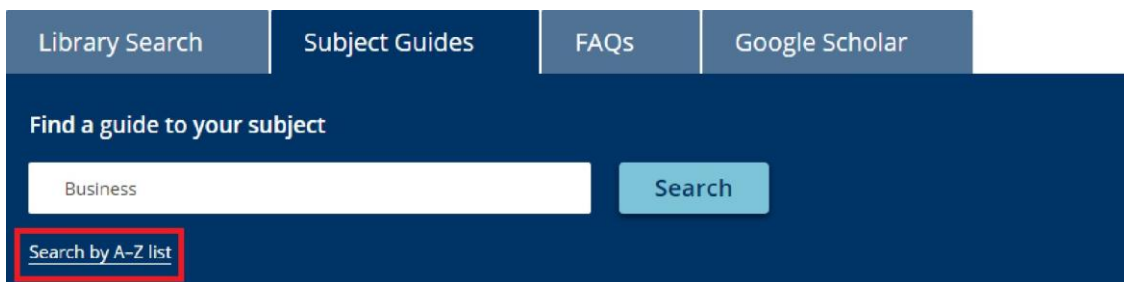
Please note: Access to some resources from off-campus may be restricted at times as some Journals and Publishers require 'Authentication Notes'. If you are experiencing problems with the Digital Library please seek advice from our LRC team via email at learningresources@london.aru.ac.uk.

- Once logged in, you will have full use of the 'Library Search' and 'Subject Guides' functions in the search box. Within the Library Search function, you can input specific titles or terms you may be looking for in a book or journal.



- Students can search specific subject sources to ensure results are more relevant. To search by subject, please click 'Search by A-Z list' as highlighted below.

Once redirected to the A-Z of Subject Guides select the letter of the subject you wish to search, e.g. B for Business.



5. You will be redirected to the subject homepage as shown below. Please click the 'Business Academic Literature' tab on the left as highlighted below. From here you can select any of the available sources available to ARU London, such as Business source Premier.

The screenshot shows the 'Business' LibGuide homepage. At the top is a dark blue navigation bar with links: Home, About Us, Collections, Membership, Services & Facilities, Research & Guidance, and Help. Below this is a breadcrumb trail: University Library / LibGuides / Business / Introduction. The main heading is 'Business' in a large blue font, with a search box to its right containing 'Search this Guide' and a 'Search' button. Below the heading is the text 'a guide to the best resources for your subject'. On the left is a vertical menu of tabs: Introduction, Business Academic Literature (highlighted with a red box), Company Finance, News & Case Studies, Statistics, Marketing & Tourism, Human Resources & Legislation, and Research skills. The main content area has a light blue header 'Introduction' and contains the following text: 'Looking for academic literature, market research, economic data or company information? Choose an option from the menu.', 'Want to learn about getting the best when searching? Check out the Information Skills Guide.', 'Have a question?' followed by a bulleted list: 'AskUs', 'Book a Librarian', and 'Subject page: Business'.

6. As another example, students studying on our Law degrees will see the following subject homepage. The main sources for Law have been highlighted below, Westlaw UK and LexisLibrary.

The screenshot shows the 'Law' LibGuide homepage. At the top is a dark blue navigation bar with links: Home, About Us, Collections, Membership, Services & Facilities, Research & Guidance, and Help. Below this is a breadcrumb trail: University Library / LibGuides / Law / Introduction. The main heading is 'Law' in a large blue font, with a search box to its right containing 'Search this Guide' and a 'Search' button. Below the heading is the text 'Your guide to finding quality sources.'. On the left is a vertical menu of tabs: Introduction, Books, Journal articles and papers, Case Law, Legislation, EU and European Law, International Law, Additional resources, Legal database help, Research skills, OSCOLA Referencing, Off-campus access, and ReadingLists@Anglia. The main content area has a light blue header 'Key resources' and contains the following text: 'Cases, legislation, journal articles and more can be found on:' followed by a red box highlighting the logos for 'Westlaw UK' and 'LexisLibrary'. Below this is a bulleted list: 'Westlaw UK' and 'LexisLibrary'. Further down, it says 'More journal articles can be found on:' followed by the 'HEINONLINE' logo and a bulleted list: 'HeinOnline: Law Journal Library'. At the bottom is a light blue header 'Further help and guidance' followed by a bulleted list: 'AskUs' and 'Book a Librarian'.

Please note: You must login to the ARU London Digital Library before accessing any sources or you will not have the appropriate rights.

We hope you found this guide useful. **Due to the current situation surrounding Coronavirus, should you need further assistance, please contact us via telephone or email.**

- LRC Email learningresources@london.aru.ac.uk
 - 020 7400 6789