

How to Download the ARU London app

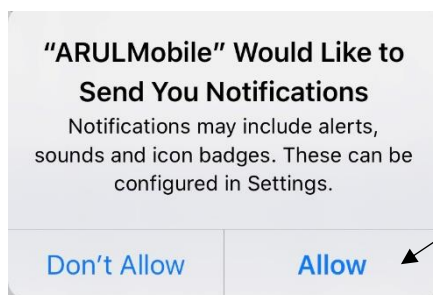
1. Go onto the App or Google Play store and search for 'ARUL Mobile' using the search bar.



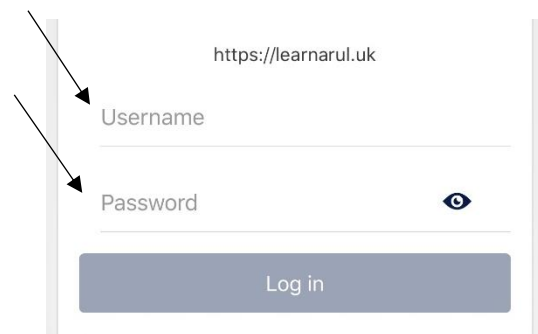
2. Select 'GET' or 'Install' to download the ARUL Mobile app. Following this you will need to enter your Apple or Google Play Store credentials.



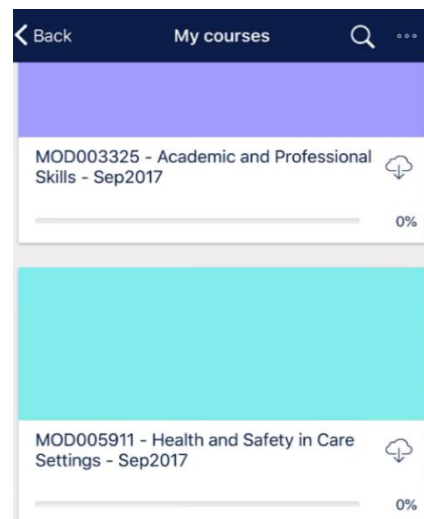

3. Open ARUL Mobile and allow the app to send you notifications.



4. Enter your VLE login details. Your username is your student code (the number beginning with 3xxxxx) and your password is your DOB in a 6-digit format (DDMMYY).



5. Once you have logged in, you can browse through the ARUL app.



If you have any difficulties downloading the ARUL Mobile app, please email iCentre@london.aru.ac.uk