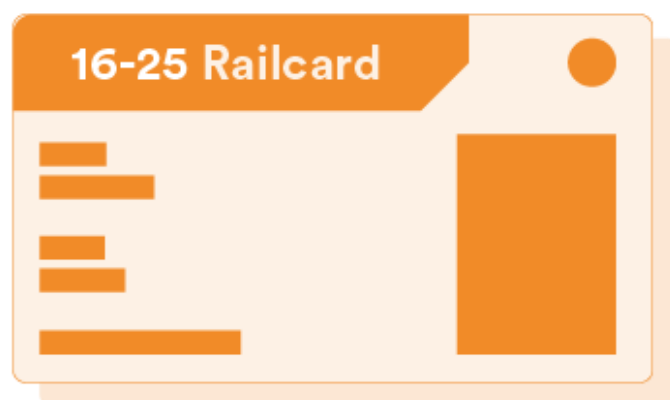
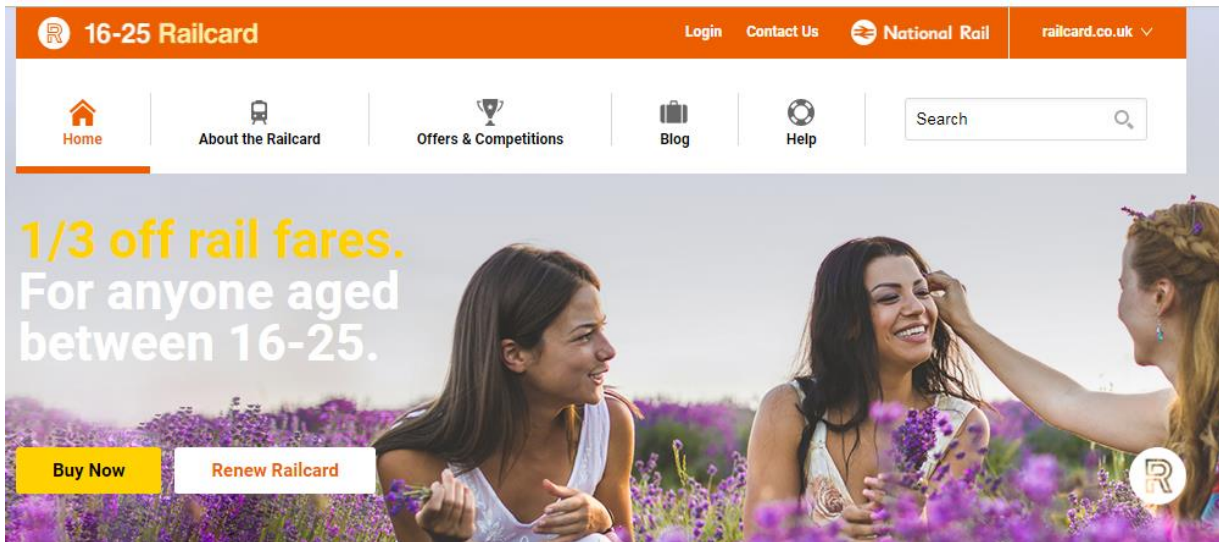


How to apply for a student railcard




Step 1: Go to <https://www.16-25railcard.co.uk/>

Step 2: Click 'Buy Now'.



Step 3: to create a new account, select "NEW RAILCARD"

Login to buy, renew or access your account

Please give your email address to manage your account or to purchase a Railcard 

Email Address ^{*}

Password ^{*}

[Forgotten your Password?](#)

LOGIN **NEW RAILCARD** **REGISTER RAILCARD**

To purchase a Railcard, you will need to provide some personal information. For more details about how we manage your personal information, please see our [Privacy Policy](#).


If you don't complete your application we will contact you to remind you. For more information, see our [Contact policy](#).

Step 4: Enter your email address and create password.

Buy new Railcard

Email Address *

Confirm Email Address *


Password * 


Confirm Password *


CONTINUE CANCEL


Step 5: Choose 16 – 25 Railcard. Select type of Railcard. Confirm if the railcard is for you or someone else. Then tick you are aged 26 or over and in full-time study


Railcard Type

Choose Railcard * 16-25 

Type of Railcard * Plastic Digital 

Promotional codes or Tesco Railcard Tokens 

Is the Railcard for you or someone else? * Me Someone else 

Tick if you are aged 26 or over and in full-time study Are you a mature student? 

ADD

Step 6: Have your documents ready


- What will you need?
- Evidence that you are 26 or older and in full time study (Mature Student)
- 1 passport-style photo.
- Either a credit or debit card
(Visa, MasterCard, Visa Debit, Visa Electron, MasterCard Debit or Maestro)

Step 7: Select Type of Railcard and press next

Your Railcard selection

Would you like a 1-year or 3-year Railcard? * ?

1-year Railcard




- ✓ Save 1/3 on Standard and First Class Advance tickets
- ✓ On average customers Save £174 a year on travel
- ✓ Exclusive offers and Discounts

£30.00

SELECTED

3-year Railcard



- ✓ Save 1/3 on Standard and First Class Advance tickets
- ✓ On average customers Save £174 a year on travel
- ✓ Exclusive offers and Discounts
- ✓ Save £20 with this special online only offer

£70.00

SELECT

Step 8: Fill in your personal details e.g. name, date of birth and telephone

Please tell us a bit more about yourself Please complete all details

Your Title *

Your First Name *

Your Surname *


Your Date of Birth * Day Month Year ?

Your UK Phone Number ?

Step 9: Choose address where you want your railcard to be sent

Please tell us where you live

Delivery Address	Billing Address
House Name/Number <input type="text"/>	House Name/Number <input type="text"/>
Postcode <input type="text"/>	Postcode <input type="text"/>
<input type="button" value="FIND ADDRESS"/>	<input type="button" value="FIND ADDRESS"/>
Enter address manually	Enter address manually



My billing address is the same as my delivery address 

If the address on your bank account is different from delivery address, click on this box and put correct details under Billing Address.

Step 10: Pick your delivery option

Choose your Delivery Type?

Please select your delivery type *

- Royal Mail First Class (FREE) 
- Royal Mail Special Delivery (£6.50) 

The Railcard should be with you between 18/06/2018 and 22/06/2018.

We save your details at every step, just log back in to pick up where you left off

Step 12: Eligibility check for Mature Student

RAILCARD.CO.UK MY RAILCARDS LOGOUT FAQs CONTACT US

1 Choose Railcard 2 Railcard Holder 3 Evidence 4 Photo 5 Review 6 Payment 7 Confirmation

Upload Mature Student Evidence Secure page

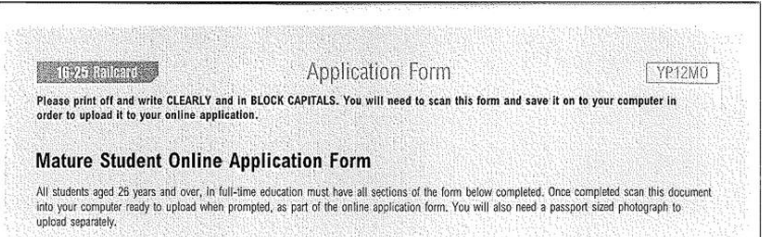
Upload evidence that you are a mature student in full time study.

As you are over 26 years of age we will need proof that you are in full time study this academic year at a **recognised** institution. You must:

- Download the **mature student application form** or obtain a 16-25 Railcard application form from a station
- Get either your tutor, head tutor, head of department, or member of university administration staff to stamp the form and confirm that that you are on a course which requires you to attend your university or college for over 15 hours a week for at least 20 weeks of the year
- Use the facility below to upload one image-file which includes the form together with a scan of your university/college/NUS photo identity card that shows you are studying during this academic year

Please provide this evidence in JPEG format.

Browse to file Railcard3.jpg



The image shows a scan of a document titled "16-25 Railcard Application Form". It includes instructions: "Please print off and write CLEARLY and in BLOCK CAPITALS. You will need to scan this form and save it on to your computer in order to upload it to your online application." Below this is a section titled "Mature Student Online Application Form" with the text: "All students aged 26 years and over, in full-time education must have all sections of the form below completed. Once completed scan this document into your computer ready to upload when prompted, as part of the online application form. You will also need a passport sized photograph to upload separately."

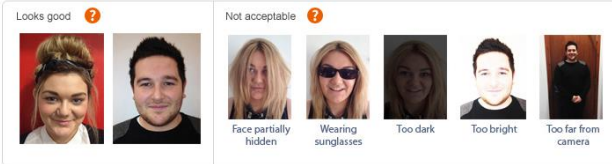
Note: You will need to printout the Mature Student Application form to complete and upload back to your online application.

Step 13: Upload passport style photograph

Upload Photo

Secure page

How your photo should look



You will need to provide a head and shoulders passport-style photo for your Railcard, preferably against a light background. The following are very important:

- The photo must be of you
- You must be instantly recognisable
- Not too close or too far away
- No sunglasses
- No image filters
- No larger than 4mb in file size


If a member of rail staff is unable to validate that the person on your Railcard is you, the Train Companies reserve the right to charge you the full price Standard Single fare for your journey as if no ticket was purchased before starting the journey and in some cases a Penalty Fare.

Please upload a photo of yourself

See our [FAQs](#) for more help on uploading your photo. All photos will be checked to make sure they meet our requirements. If your photo does not meet our requirements we will notify you by email within 24 hours and you will need to upload a new photo.

Browse to file* No image chosen

Step 14: Please upload a photo of yourself, save and click on next



Step 16: Accept terms and conditions click confirm

Terms and Conditions

- I accept the [terms and conditions](#) for the Railcard highlighted above. *
- I accept the [terms and conditions](#) for being sent a Railcard by post. *

TOTAL TO PAY

£30.00

(Payment to be taken on the next page)



16-25 Railcard not for you? Visit railcard.co.uk for other Railcards

[Mobile Version](#) | [Railcard Terms & Conditions](#) | [Website Terms & Conditions](#) | [Privacy Policy](#) | 2018 ATOC Ltd

Step 17: Provide billing address for your bank card

Payment

1 Please enter your billing address

Title	<input type="text" value="Select Title"/>
First Name	<input type="text"/>
Last Name	<input type="text"/>
Address Line 1	<input type="text"/>
Address Line 2	<input type="text"/>
Town / City	<input type="text"/>
Postcode	<input type="text"/>
Country	<input type="text" value="United Kingdom"/>

Step 18: Fill in your debit or credit card details. Click Pay to proceed with transaction

2 Please enter your debit or credit card details

Amount	£30.00
Card Type	<input type="text" value="Choose Type"/>
Card Number	<input type="text"/>
Expiry Date	<input type="text" value="--"/> <input type="text" value="----"/>
Security Code	<input type="text"/>

After completing the above fields, please press the Pay button. Authorising your transaction may take a little time - we appreciate your patience.
Please do NOT click the stop, refresh, or back buttons in your web browser during your payment as you may be charged multiple times.

[BACK](#)

[PAY](#)

For further information, please contact:

icentre@london.aru.ac.uk