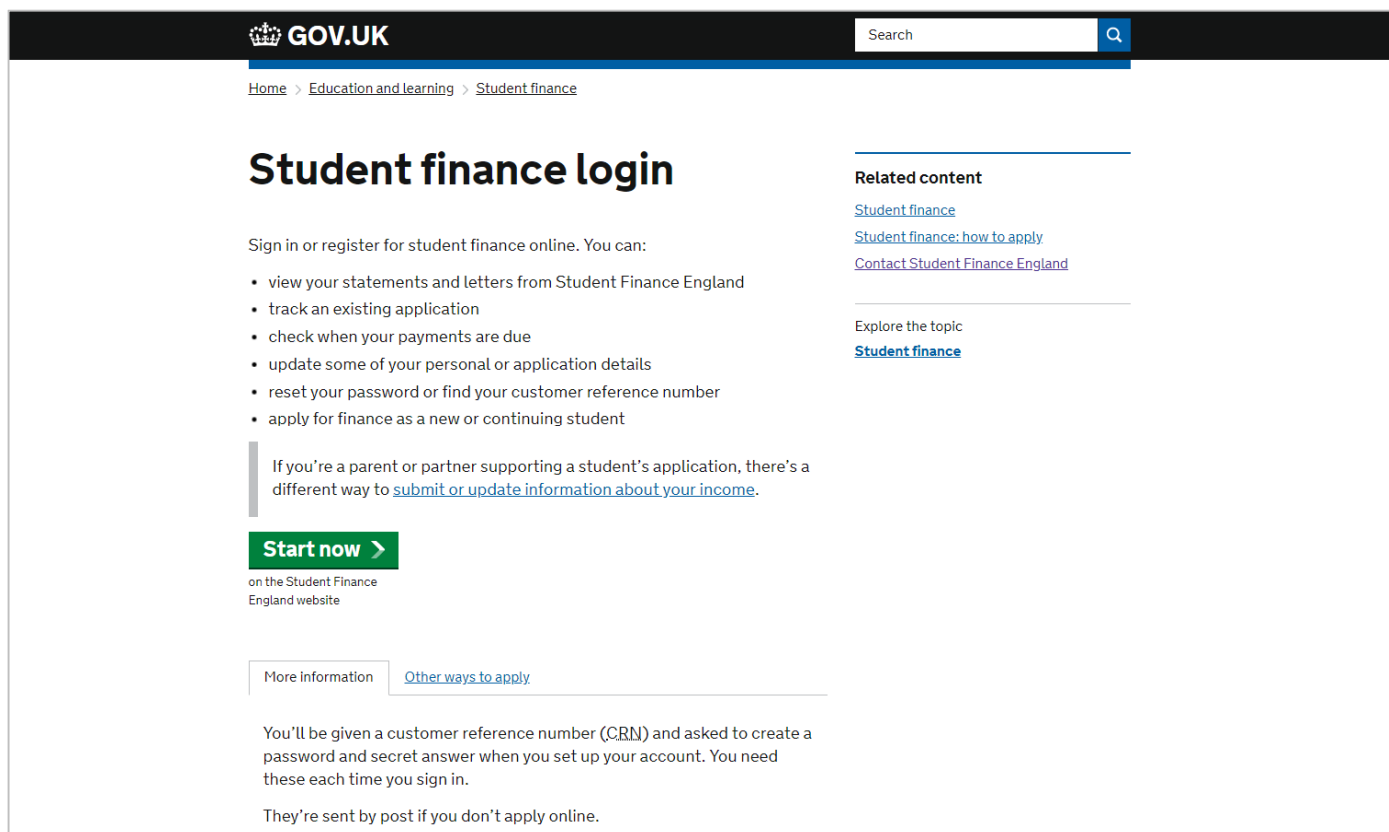


How Create an Online Account

Creating A Student Finance Online Account

1) Start by visiting; <https://www.gov.uk/student-finance-register-login> - click “Start Now” to begin your application.



The screenshot shows the GOV.UK website header with the logo and a search bar. Below the header, the breadcrumb trail reads: Home > Education and learning > Student finance. The main heading is "Student finance login".

Below the heading, it says: "Sign in or register for student finance online. You can:"

- view your statements and letters from Student Finance England
- track an existing application
- check when your payments are due
- update some of your personal or application details
- reset your password or find your customer reference number
- apply for finance as a new or continuing student

Below the list, it says: "If you're a parent or partner supporting a student's application, there's a different way to [submit or update information about your income](#)."

There is a green button labeled "Start now >". Below it, it says: "on the Student Finance England website".

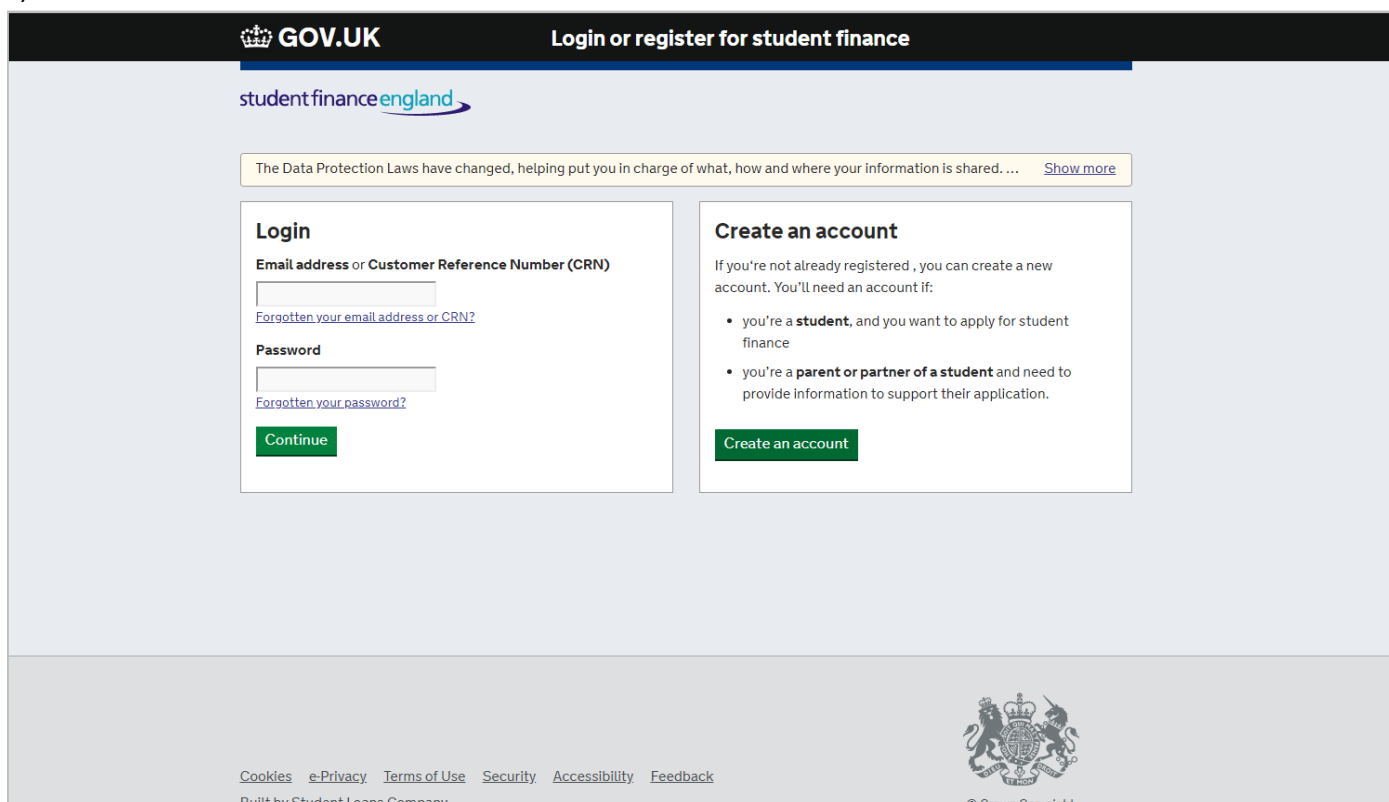
Below that, there is a section for "More information" with a link to "Other ways to apply".

Below that, it says: "You'll be given a customer reference number (CRN) and asked to create a password and secret answer when you set up your account. You need these each time you sign in."

Below that, it says: "They're sent by post if you don't apply online."

On the right side, there is a "Related content" section with links to "Student finance", "Student finance: how to apply", and "Contact Student Finance England". Below that, it says: "Explore the topic" with a link to "Student finance".

2) Click on the “Create an Account”.



The screenshot shows the GOV.UK website header with the logo and the text "Login or register for student finance". Below the header, the "studentfinanceengland" logo is displayed.

Below the logo, there is a notification: "The Data Protection Laws have changed, helping put you in charge of what, how and where your information is shared. ... [Show more](#)".

Below the notification, there are two main sections:

Login

Email address or Customer Reference Number (CRN)

[Forgotten your email address or CRN?](#)

Password

[Forgotten your password?](#)


Create an account

If you're not already registered, you can create a new account. You'll need an account if:


- you're a **student**, and you want to apply for student finance
- you're a **parent or partner of a student** and need to provide information to support their application.

At the bottom of the page, there is a footer with links for "Cookies", "e-Privacy", "Terms of Use", "Security", "Accessibility", and "Feedback". It also says "Built by Student Loans Company". On the right side of the footer, there is the Royal Coat of Arms and the text "© Crown Copyright".

3) Select the relevant box then click “Continue”.

 **Register for a student finance account**

We're always trying to improve our service – [your feedback](#) helps us do this.



Have you ever applied for student finance before?


Let us know if you've ever applied for student finance from the UK Government. It doesn't matter how long ago you applied, if it was online or using a paper form, or if you applied to us or your local authority.

Yes, I have applied for student finance before


No, I haven't applied for student finance before

[Continue](#)


[Cookies](#) [e-Privacy](#) [Terms of Use](#) [Security](#) [Accessibility](#) [Feedback](#)
Built by [Student Loans Company](#)


© Crown Copyright

4) Once again, select the relevant box then click “Continue”.

 **Register for a student finance account**

We're always trying to improve our service – [your feedback](#) helps us do this.




Have you ever provided financial details to Student Finance to support a student's application?

Yes, I have given financial details to support a student before

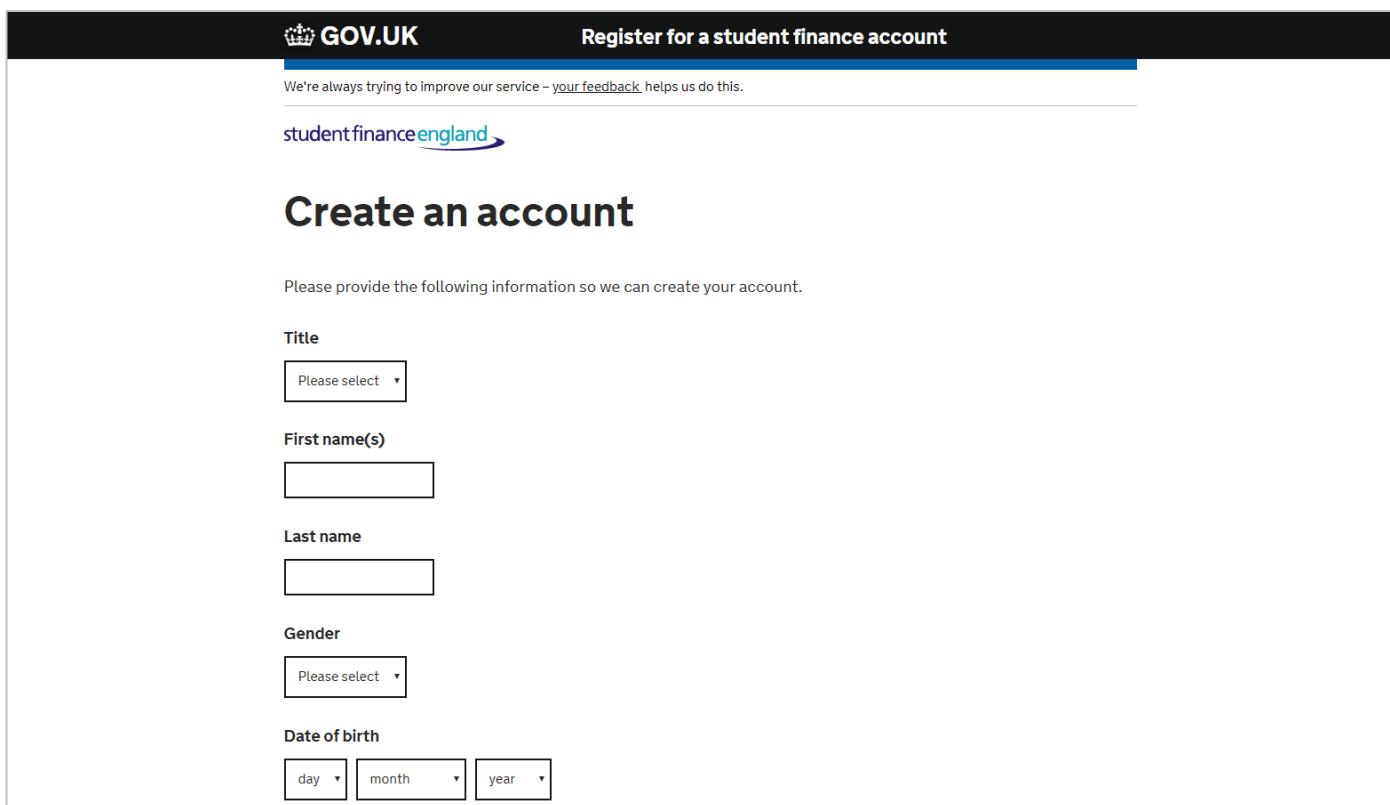
No, I have never given financial details to Student Finance

[Continue](#)

[Cookies](#) [e-Privacy](#) [Terms of Use](#) [Security](#) [Accessibility](#) [Feedback](#)
Built by [Student Loans Company](#)


© Crown Copyright

5) Input your personal information at this stage and then click “Next”.



GOV.UK Register for a student finance account

We're always trying to improve our service – [your feedback](#) helps us do this.

studentfinanceengland

Create an account

Please provide the following information so we can create your account.

Title

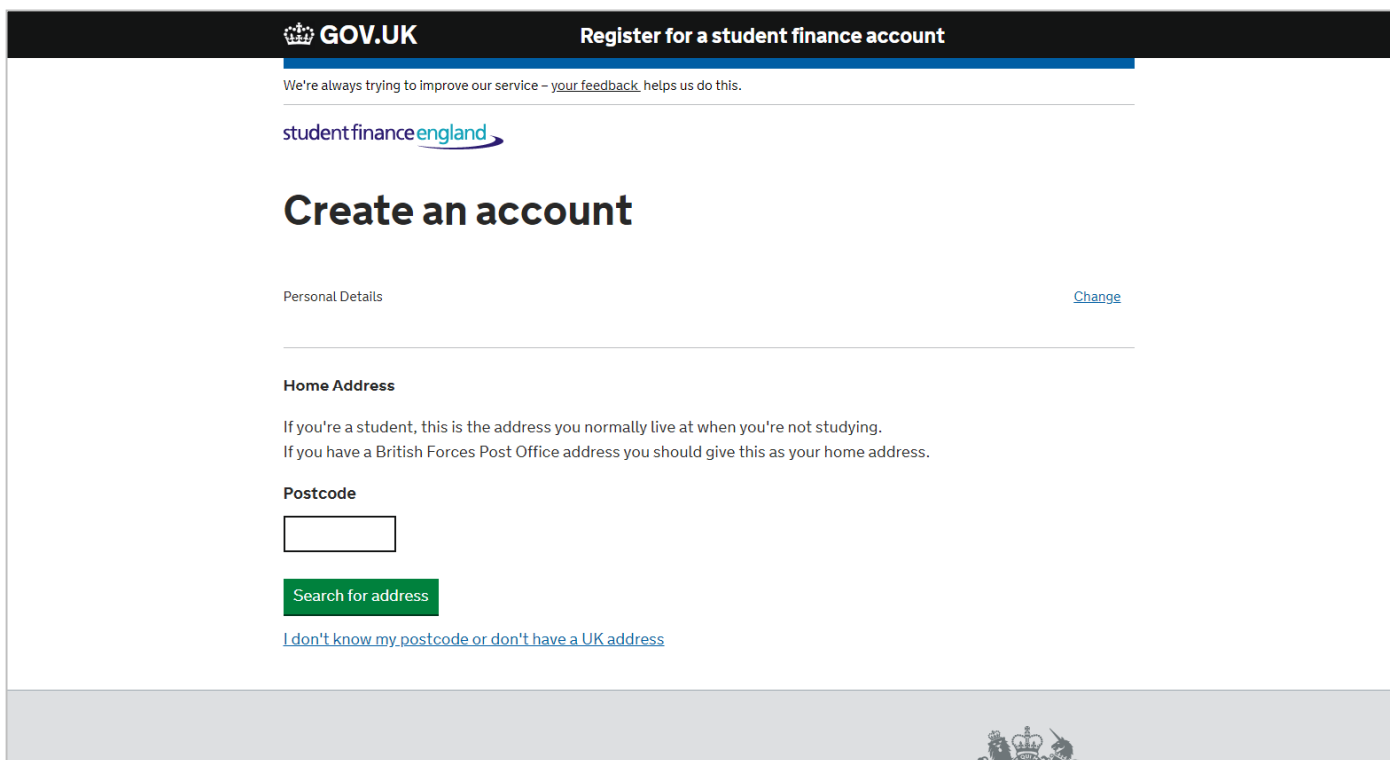
First name(s)

Last name

Gender

Date of birth

6) Once completed – fill in your home address and click “Next”.



GOV.UK Register for a student finance account

We're always trying to improve our service – [your feedback](#) helps us do this.

studentfinanceengland

Create an account

Personal Details [Change](#)

Home Address

If you're a student, this is the address you normally live at when you're not studying.
If you have a British Forces Post Office address you should give this as your home address.

Postcode


[Search for address](#)

[I don't know my postcode or don't have a UK address](#)

7) Once you have entered in your personal details, you will be directed to the summary page. If you would like to change your details at any time, click “Change”. If not, click “Continue”.

GOV.UK
Register for a student finance account

We're always trying to improve our service – [your feedback](#) helps us do this.



Create an account


Personal Details [Change](#)

Contact Address [Change](#)

Contact Details [Change](#)

Thanks, you now need to create a password and a secret answer for your account.


Continue



8) Set Password /Security question and then click next.

GOV.UK
Register for a student finance account

We're always trying to improve our service – [your feedback](#) helps us do this.



Create an account

Set password [Change](#)

Provided

Please choose a secret question and answer for your account.

Secret question

Please select

Secret answers are not case-sensitive, and need to:

- be between 4-16 characters long
- contain only letters and numbers, with no spaces.

[Show more](#)

Secret answer

9) Please read the terms and conditions, once you have done this click “Continue.”

Set password [Change](#)
Provided

Set secret question and answer [Change](#)
Provided

User verification
Provided

Do you agree to the Terms and Conditions of the site?

You must read and agree to the Terms and Conditions of using this site before we can create your account.


[Terms and Conditions](#)

Yes, I agree to the Terms and Conditions of the site


No, I don't agree to the Terms and Conditions of the site

[Continue](#)


10) At this point you will receive confirmation of your registration to Student Finance and will be given a “**CRN Number**”. Please take note of this as this will be required to login in future.

 GOV.UK
Register for a student finance account

We're always trying to improve our service – [your feedback](#) helps us do this.



Create an account

You've successfully registered with Student Finance England 

You can log in to your account using either your:

Customer Reference Number (CRN): XXXXXXXXXX

Email address: XXXXXXXXXX

You'll need your CRN if you have to call us, and when repaying your loan.

About your account

1. You can now use your account to:
 - **apply** for student finance, or support an application
 - see any **outstanding information** you need to send us
 - **track** the progress of any student finance application
 - **view** payments and letters we've sent you.
2. As you'll be accessing your account throughout your studies and beyond, please remember