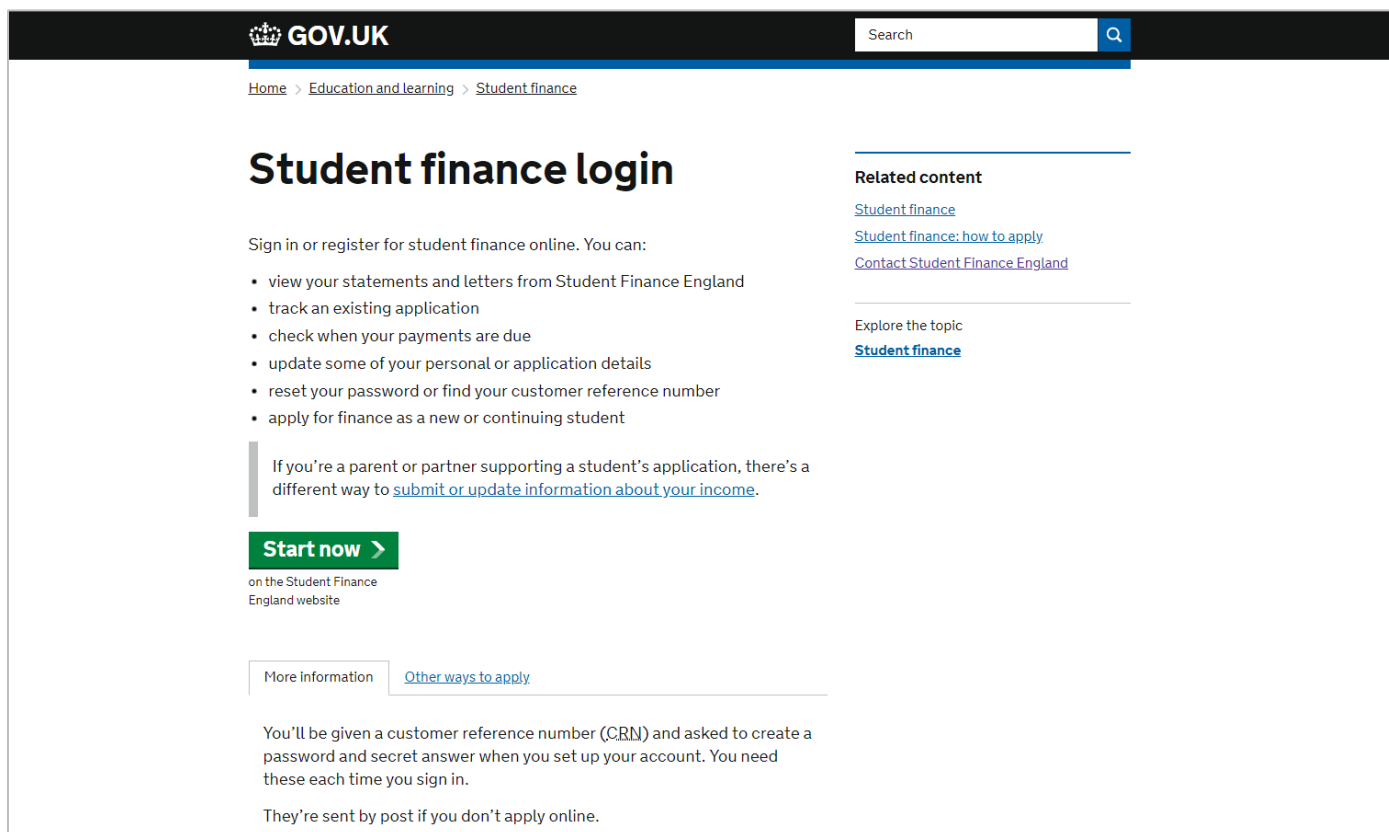


How Create an Online Account

Creating A Student Finance Online Account

1) Start by visiting; <https://www.gov.uk/student-finance-register-login> - click “Start Now” to begin your application.



GOV.UK Search

Home > Education and learning > Student finance

Student finance login

Sign in or register for student finance online. You can:

- view your statements and letters from Student Finance England
- track an existing application
- check when your payments are due
- update some of your personal or application details
- reset your password or find your customer reference number
- apply for finance as a new or continuing student

If you're a parent or partner supporting a student's application, there's a different way to [submit or update information about your income](#).

Start now >
on the Student Finance England website

More information [Other ways to apply](#)

You'll be given a customer reference number (CRN) and asked to create a password and secret answer when you set up your account. You need these each time you sign in.

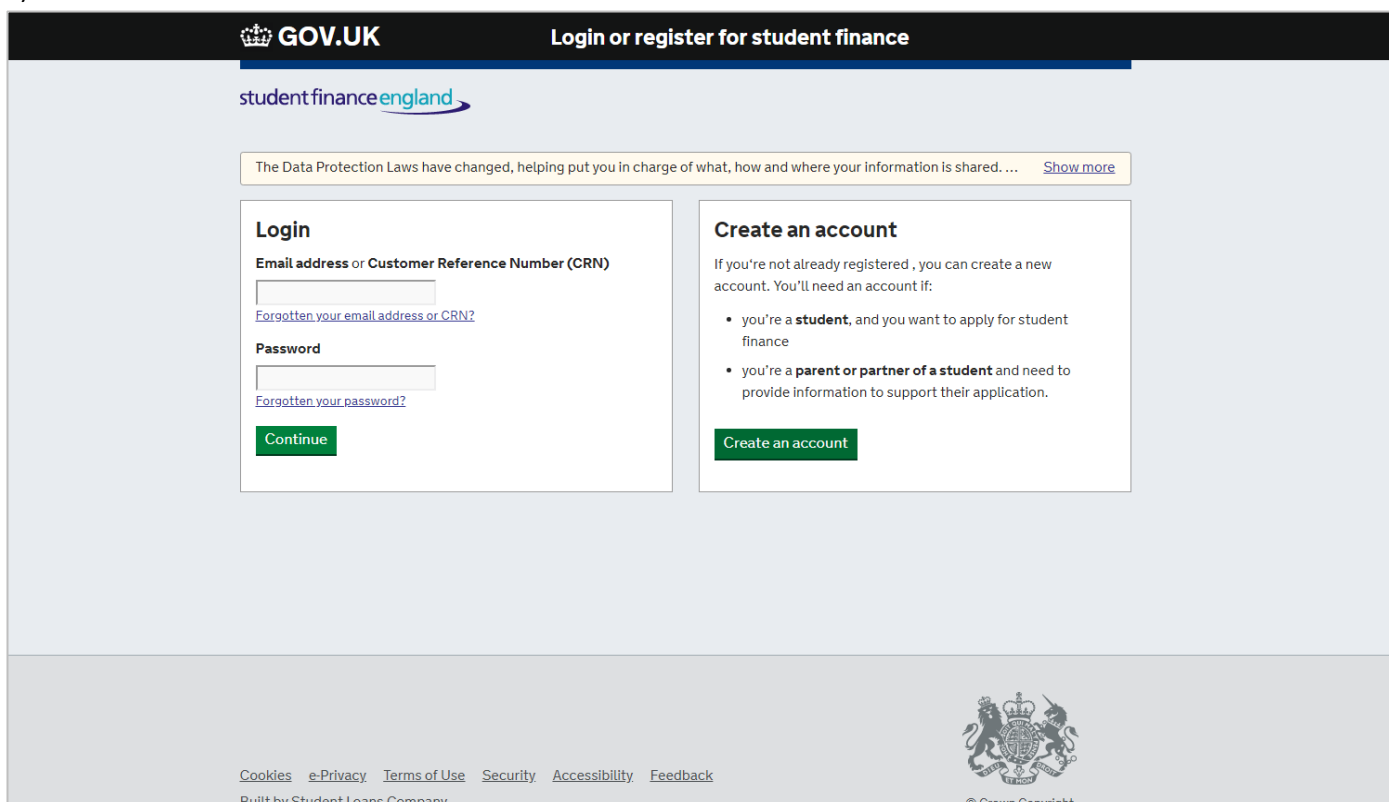
They're sent by post if you don't apply online.

Related content

- [Student finance](#)
- [Student finance: how to apply](#)
- [Contact Student Finance England](#)

Explore the topic [Student finance](#)

2) Click on the “Create an Account”.



GOV.UK Login or register for student finance

student finance **england**

The Data Protection Laws have changed, helping put you in charge of what, how and where your information is shared. ... [Show more](#)

Login

Email address or Customer Reference Number (CRN)

[Forgotten your email address or CRN?](#)

Password

[Forgotten your password?](#)

Continue


Create an account

If you're not already registered, you can create a new account. You'll need an account if:

- you're a **student**, and you want to apply for student finance
- you're a **parent or partner of a student** and need to provide information to support their application.

Create an account

[Cookies](#) [e-Privacy](#) [Terms of Use](#) [Security](#) [Accessibility](#) [Feedback](#)

Built by [Student Loans Company](#)  © Crown Copyright

3) Select the relevant box then click “Continue”.

GOV.UK Register for a student finance account

We're always trying to improve our service – your [feedback](#) helps us do this.

studentfinanceengland

Have you ever applied for student finance before?


Let us know if you've ever applied for student finance from the UK Government. It doesn't matter how long ago you applied, if it was online or using a paper form, or if you applied to us or your local authority.

Yes, I have applied for student finance before

No, I haven't applied for student finance before

[Continue](#)

[Cookies](#) [Privacy](#) [Terms of Use](#) [Security](#) [Accessibility](#) [Feedback](#)
Built by [Student Loans Company](#)



© Crown Copyright

If **yes**, please enter in the relevant details in order to find your account.

GOV.UK Login to your student finance account

We're always trying to improve our service – helps us do this.

studentfinanceengland

Find Your Account

As you've applied for student finance before, you'll already have an account. Tell us the following information to help us find your account and reset your login details.

First name

Last name

Date of birth

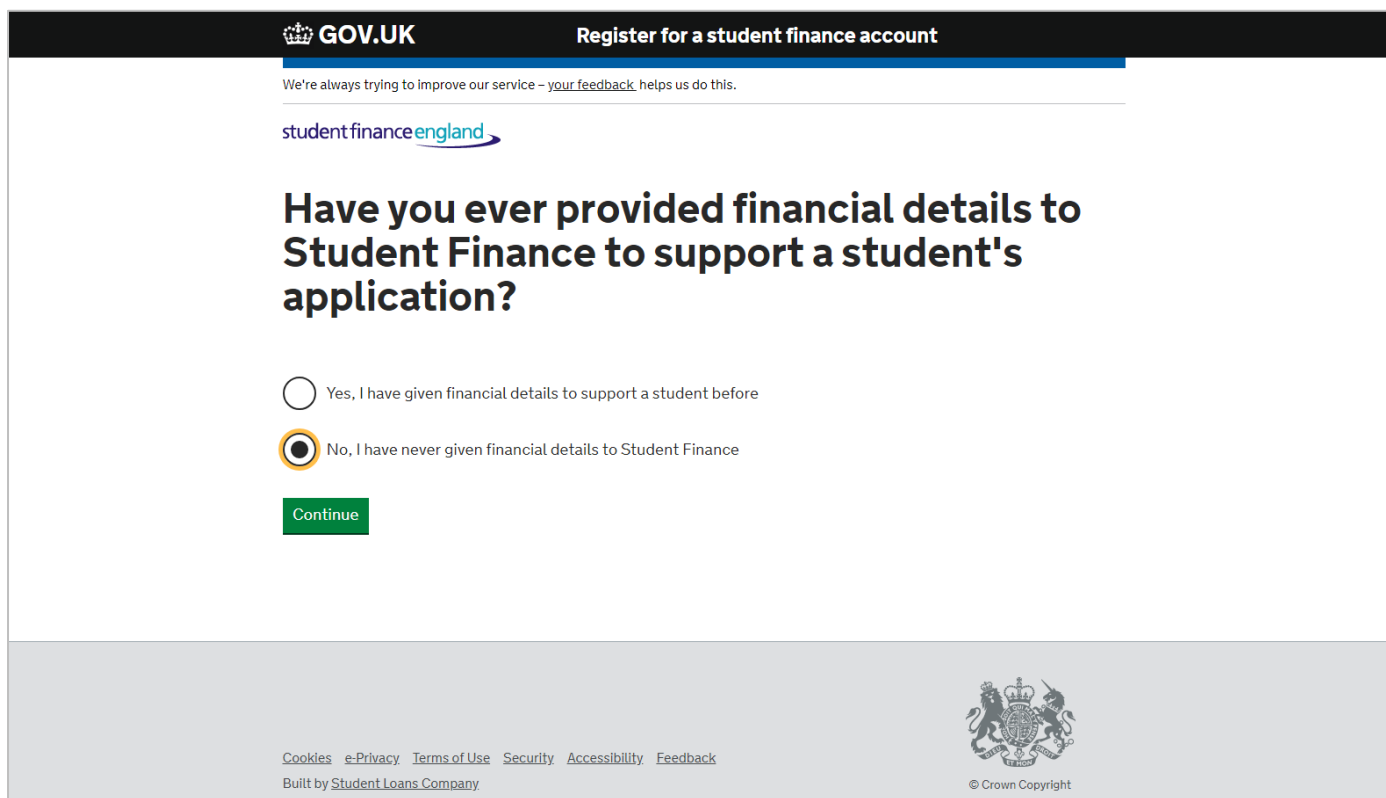
For example, 27 3 2001

Day Month Year

<input type="text"/>	<input type="text"/>	<input type="text"/>
----------------------	----------------------	----------------------

[Continue](#)

4) If **no**, select the relevant box then click “Continue”.



GOV.UK Register for a student finance account

We're always trying to improve our service – [your feedback](#) helps us do this.

studentfinanceengland

Have you ever provided financial details to Student Finance to support a student's application?


Yes, I have given financial details to support a student before

No, I have never given financial details to Student Finance

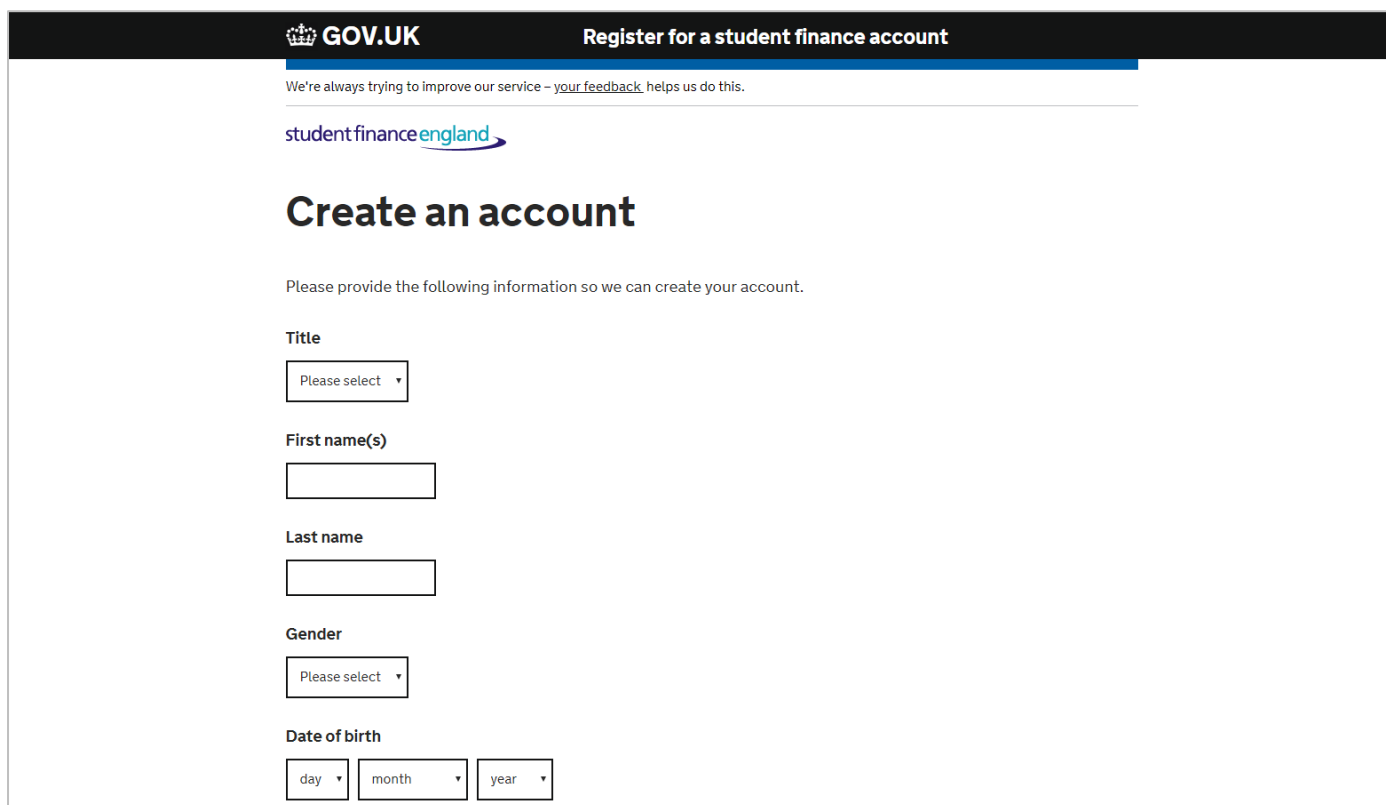
[Continue](#)

[Cookies](#) [e-Privacy](#) [Terms of Use](#) [Security](#) [Accessibility](#) [Feedback](#)

Built by [Student Loans Company](#)

 © Crown Copyright

5) Input your personal information at this stage and then click “Next”.



GOV.UK Register for a student finance account

We're always trying to improve our service – [your feedback](#) helps us do this.

studentfinanceengland

Create an account

Please provide the following information so we can create your account.

Title

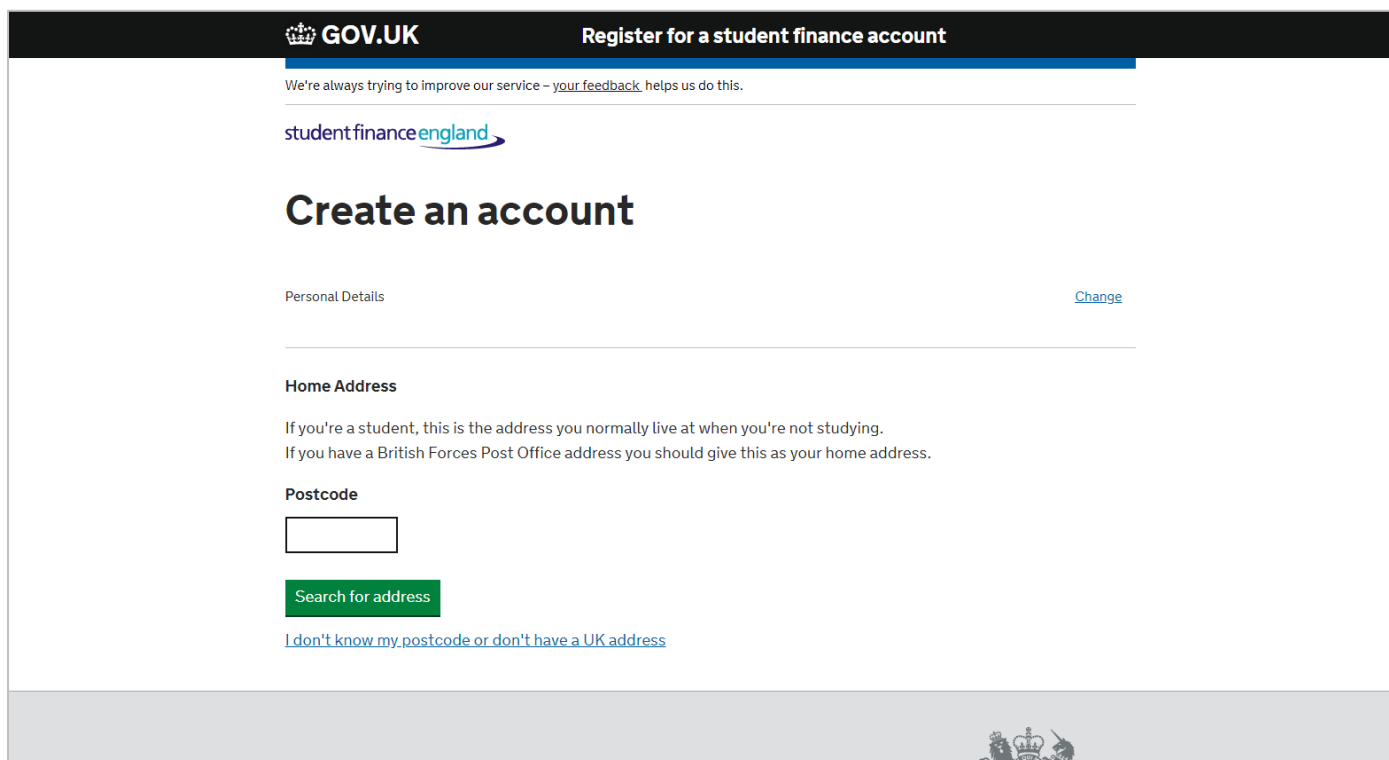
First name(s)

Last name

Gender

Date of birth

6) Once completed – fill in your home address and click “Next”.



GOV.UK Register for a student finance account

We're always trying to improve our service – [your feedback](#) helps us do this.

studentfinanceengland

Create an account

Personal Details [Change](#)

Home Address

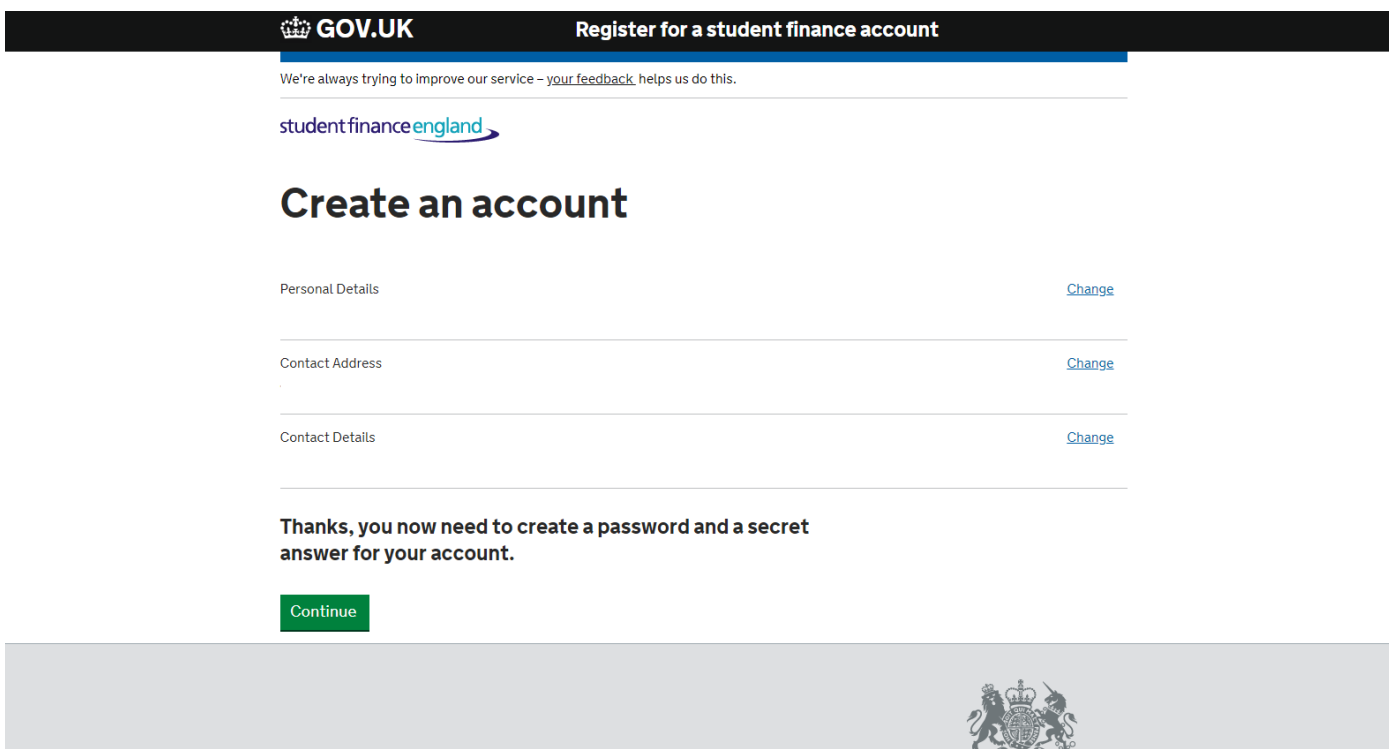
If you're a student, this is the address you normally live at when you're not studying.
If you have a British Forces Post Office address you should give this as your home address.

Postcode

[Search for address](#)

[I don't know my postcode or don't have a UK address](#)

7) Once you have entered in your personal details, you will be directed to the summary page. If you would like to change your details at any time, click “Change”. If not, click “Continue”.



GOV.UK Register for a student finance account

We're always trying to improve our service – [your feedback](#) helps us do this.

studentfinanceengland

Create an account

Personal Details [Change](#)

Contact Address [Change](#)

Contact Details [Change](#)

Thanks, you now need to create a password and a secret answer for your account.

[Continue](#)

8) Set Password /Security question and then click next.

GOV.UK Register for a student finance account

We're always trying to improve our service – [your feedback](#) helps us do this.

student finance **england**

Create an account

Set password [Change](#)
Provided

Please choose a secret question and answer for your account.

Secret question

Secret answers are not case-sensitive, and need to:

- be between 4-16 characters long
- contain only letters and numbers, with no spaces.

[▶ Show more](#)

Secret answer

9) Please read the terms and conditions, once you have done this click “**Continue.**”

Set password [Change](#)
Provided

Set secret question and answer [Change](#)
Provided

User verification
Provided

Do you agree to the Terms and Conditions of the site?

You must read and agree to the Terms and Conditions of using this site before we can create your account.


[Terms and Conditions](#)

Yes, I agree to the Terms and Conditions of the site

No, I don't agree to the Terms and Conditions of the site

[Continue](#)


10) At this point you will receive confirmation of your registration to Student Finance and will be given a “CRN Number”. Please take note of this as this will be required to login in future.


 **Register for a student finance account**

We're always trying to improve our service – [your feedback](#) helps us do this.

studentfinanceengland

Create an account

You've successfully registered with Student Finance England 

You can log in to your account using either your: 

Customer Reference Number (CRN): [REDACTED]

Email address: [REDACTED]

You'll need your CRN if you have to call us, and when repaying your loan.

About your account

- You can now use your account to:
 - apply** for student finance, or support an application
 - see any **outstanding information** you need to send us
 - track** the progress of any student finance application
 - view** payments and letters we've sent you.
- As you'll be accessing your account throughout your studies and beyond, please remember