

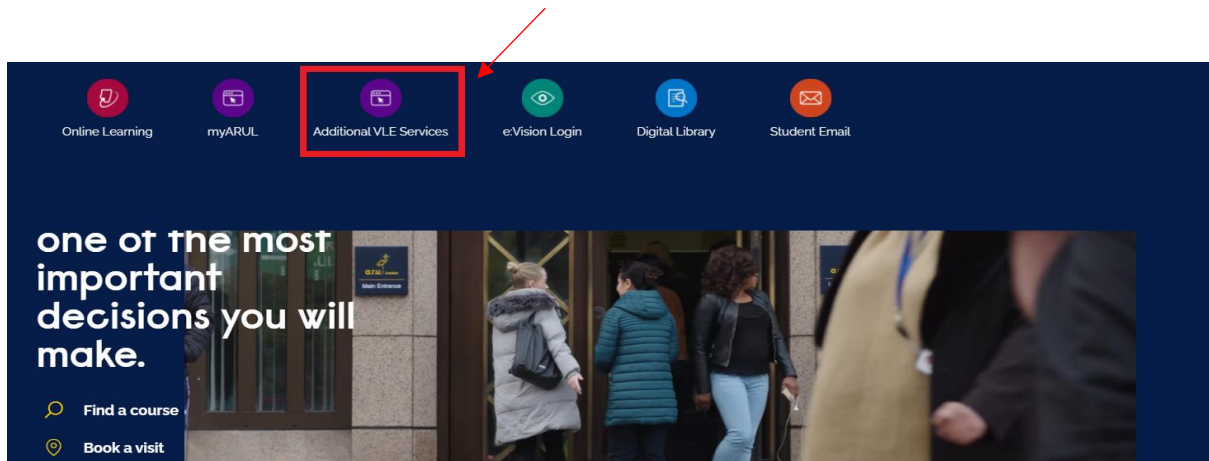
Your Guide to Accessing Zoom Webinars



You can access all of your Zoom webinars through your VLE.

STEP 1

Log onto your VLE <https://london.aru.ac.uk>

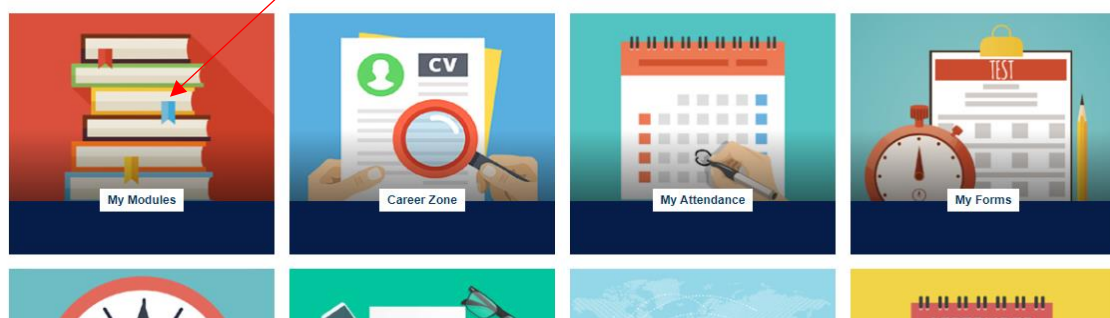


Enter your VLE login details. To login, please enter your VLE username (e.g. 3xxxxx) and your password which is your D.O.B in 6 digits (DDMMYY).

A screenshot of the 'VLE Authentication' login form. The form is set against a dark blue background. At the top left, there is a yellow tab labeled 'VLE Authentication'. Below this, there are two input fields: 'Username' with the text 'XXXXXX' and 'Password' with six dots. Below the password field is a link that says 'Forgot password?'. At the bottom left of the form is a yellow 'Sign in' button. At the bottom of the form, there is a note: 'Login with your six digit Student Code e.g. 3XXXXX'. Two red arrows point to the 'Username' and 'Password' fields.

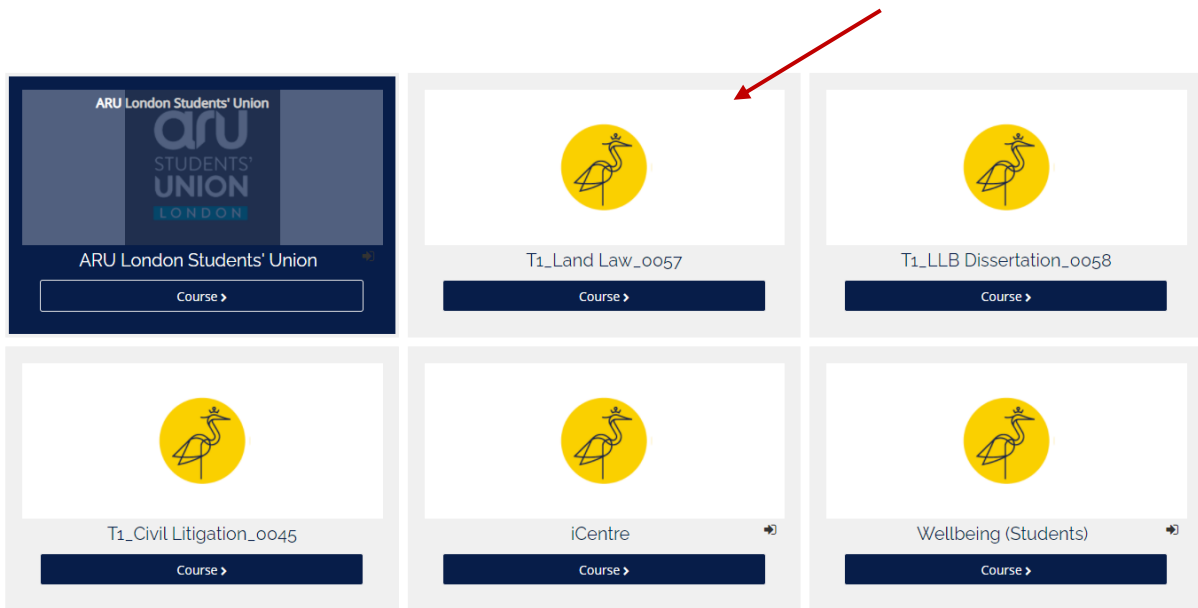
STEP 2

Select 'My Modules'



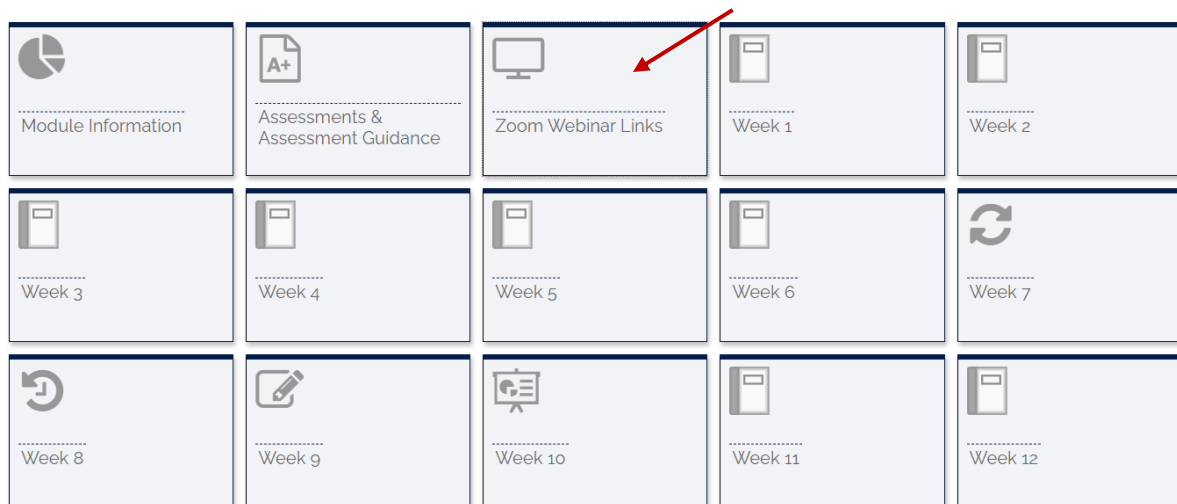
STEP 3

Under **My Modules**, select the relevant module page.



STEP 4

Click on the **Zoom Webinar** link. **You will need to access your classes directly through your VLE for your attendance to be recorded.** (If you use another means, the system will not be able to record your attendance - i.e. Putting the meeting ID into the Zoom app or using a link sent by a friend)



Zoom Webinar Links

Password: MOD000057

[Click here for Gordon Barclay Group 01 Webinar](#)

| Day | SessionID | Group | Module | Lecturer |
|-----------|-----------|-------|----------|----------------|
| Monday | PM | 01 | Land Law | Gordon Barclay |
| Wednesday | AM | 01 | Land Law | Gordon Barclay |

Your progress

You are expected to join your Zoom webinars on time, so please allow 15 minutes before the class starts to ensure you have a stable internet connection. Should you log onto the webinar more than 30 minutes after your class begins, you will be recorded as absent.

Below are the session times you need to login for attendance to be recorded:

AM Sessions Click onto the Zoom webinar between 8:30 - 10:30am
PM Sessions Click onto the Zoom webinar between 13:00 - 14:30pm
EV Sessions Click onto the Zoom webinar between 17:00 - 18:30pm

STEP 5

If you have been accessing your Zoom Webinars following the right procedures, however your attendance report does not show your correct attendance - you can make an attendance enquiry via your VLE, under 'My Forms'.



Select the Attendance Enquiry Form.

My Forms

Please choose from following:

- Letter Request
- Timetable Change Request Form
- Change of Course Form
- Assessments Extension Application Form
- Notification of Leave Form
- Attendance Enquiry Form
- Request for a replacement Attendance card

Even though Zoom gives the ability to communicate through your mobile, we highly recommend using your **PC, laptop or iPad** during the sessions rather than your smartphone.

Should you have any difficulties accessing a Zoom Webinar, please contact us:

- Live Chat <https://london.aru.ac.uk/>,
- Send us an email to iCentre@london.aru.ac.uk
 - Call 0207 400 6789.